

## NAAC DVV CLARIFICATIONS

**Key Indicator - 4.4 Percentage expenditure incurred on maintenance of physical facilities and academic support facilities excluding salary component, during the last five years (INR in Lakhs)**

4.4.1.1. Expenditure incurred on maintenance of infrastructure (physical facilities and academic support facilities) excluding salary component year wise during the last five years (INR in lakhs)

**HEI Input:** CA Certificate of Expenditure incurred on maintenance of infrastructure and Audited income and expenditure statement highlighting the items of expenditure incurred on maintenance of physical facilities and academic support facilities of 5 years collected hosted on institutional website.

DVV Clarifications	HEI response
1. Provide audited income and expenditure statement highlighting the items of expenditure incurred on maintenance of physical facilities and academic support facilities, duly certified by Principal and CA.	1. CA Certificate of Expenditure incurred on maintenance of infrastructure 2. Audited income and expenditure statement highlighting the items of expenditure incurred on maintenance of physical facilities and academic support facilities of 5 years

### List of Documents Uploaded

Sr No	Document
1	CA Certificate of Expenditure incurred on maintenance of infrastructure
2	Audited income and expenditure statement highlighting the items of expenditure incurred on maintenance of physical facilities and academic support facilities of 5 years.

Office Address :  
Flat No.3, Adity "C" Apartment, Vaiduwadi Chowk,  
Savadi, Ahmednagar- 414003 Tel. : 2429125

**CERTIFICATE**  
**TO WHOMSOEVER IT MAY CONCERN**

This is to certify that Expenditure incurred on maintenance of infrastructure (physical facilities and academic support facilities) excluding salary component year wise during the last five years (INR in lakhs) of **M/s. MA.NA.SHREE BABANRAO PACHPUTE VICHARDHARA TRUST's, College of Engineering** Address: - A/P: Kashti, Tal- Shrigonda, Dist- Ahmednagar as under,

Sr.No	Year	Expenditure (in lakhs)
1	2021-22	6.78
2	2020-21	113.76
3	2019-20	43.38
4	2018-19	27.95
5	2017-18	45.09

This certificate is issued on the basis of documents, books of accounts and information produced before us.

For Prasad R. Kulkarni & Co.  
(Chartered Accountant)

  
Prasad R. Kulkarni  
Partner  
Membership No. 114226  
UDIN : 23114226BGVKPM6927



Place : Ahmednagar

Date : 13/09/2023



  
Principal  
HSBPV Trust's GOI, Faculty of Engineering  
Kashti, Tal. Shrigonda, Dist. Ahmednagar

Ma.Na. Babanrao Pachpute Wihardhara Trust's  
College of Engineering  
Income & Expenditure Account  
For the year ended 31st Mar 2022

Expenditure	Amount	Amount	Income	Amount	Amount
<b>To Expenses</b>			<b>By Incomes</b>		
Salary for Teaching Staff	17982984		Tution Fee	55958946	
Salary for Non Teaching Staff	4470702		University Fee	1455400	
Salary Arrears	6368		Development Fee	6505792	63920138
Provident Fund Adm Expenses	45977				
Provident Fund Expenses	1131924		<b>Indirect Incomes</b>		
Gratuity	145871		By Other Misc.	51294	
Administrative Exp	17458				
Advertisement Exp.	114000		By Intrest Received	41684	95978
Affiliation Fee	280000				
A R A Expenses	62959				
Bank Charges	876				
Building Repairing and Maintance	250000				
Electricity Expenses	37735				
Eligibility Expenses	210350				
F C Exp	-37015				
Function Exp.	522				
Garden Expenses	10766				
Gym & Sport Expenses	26022				
Honorium Expenses	114200				
Interest Paid	942714				
Internet Expenses	4954				
PNS Expenses	5000				
Printing & Stationery	19485				
Professional Fees	105250				
Refreshment Exp	15705				
Registration Fee	500				
Repairing & Maintenance Exps	321785				
SOFTWARE RENEWAL FEE	7800				
Staff Traning Exp	149063				
Student Traning Expences	35240				
Traveling Exp.	136103				
University Expenses	6187				
University Pro-Reta Exp	175040				
		26796525			
		1688229			
Depriciation A\c		35531362			
To Surplus		64016116			
<b>Total</b>			<b>Total</b>		64016116

Examined & Found correct as per own date report  
For Prasad R. Kulkarni & Co  
Chartered Accountants

*(Signature)*

C.A. Prasad R. Kulkarni  
Partner

Mem No.114226

Date: 27/09/2022



Principal



*(Signature)*  
Principal  
HSBPV Trust's GOI, Faculty of Engineering  
Kashi, Tal. Shrigonda, Dist. Ahmednagar

Ma.Na. Babanrao Pachpute Vichardhara Trust's  
Institute of Management  
Income & Expenditure Account  
For the year ended 31st Mar 2022

Expenditure	Amount	Amount	Income	Amount	Amount
To Expenses			By Income		
Salary for Non Teaching Staff	32,04,947		Development Fees	24,24,013	
Salary for Teaching Staff	93,23,734		Tuition Fees	1,87,04,018	2,11,28,031
Provident Fund Adm Charges Expenses	11,422				
Provident Fund Expenses	2,84,343				
Gratuity Exp.	6,53,294				
Advertisement Expenses	6,86,625		By Interest income		57,000
Admission Process Fee	1,35,021				
Affiliation expenses	5,14,615		By Deficit		25,71,226
Audit fee	3,07,000				
Building Rent	10,80,000				
Bank Charges	1,220				
Cleaning Expenses	3,30,000				
Electricity Expenses	8,44,253				
Eligibility remuneration Exp.	18,380				
Exam Remuneration	11,640				
Fuel Expenses	3,47,335				
Garden Expenses	8,50,035				
Guest Lecture Remuneration	78,532				
Generator maintenace and fuel Exp.	3,50,000				
Office Expense	90,088				
Interest on Loan	8,70,345				
Internet Exp.	6,19,500				
Postage & Stamp Expenses	908				
Printing & Stationary Expenses	80,485				
Processing fees Exp.	72,369				
Professional Fees Exp.	23,500				
Corporation Taxes/ Municipal Tax Exp.	9,53,790				
Refreshment Expenses	3,323				
Repairs & Maintance to Building Exp.	7,63,023				
Repairs & Maintance to Other Exp.	4,83,285				
Traveling Expenses	1,27,466				
Water charges/ Expnses	2,45,900				
University Expenses	1,67,894	2,35,34,272			
To Depreciation		2,22,898			
By Surplus					
<b>Total</b>		<b>2,37,57,170</b>	<b>Total</b>		<b>2,37,57,170</b>

Examined & Found correct as per even date report  
For Prasad R. Kulkarni & Co.  
Chartered Accountants

*(Signature)*  
C.A. Prasad R. Kulkarni  
Partner  
Mem No.114226  
Date: 27/09/2022



Principal



*(Signature)*  
Principal  
HSBPV Trust's, GOI, Faculty of Engineering  
Kashib, Tal. Shrigonda, Dist. Ahmednagar

Ma.Na. Babanrao Pachpute Vichardhara Trust's  
College of Engineering  
Balancesheet  
As on 31st Mar 2022

Liabilities	Amount	Amount	Assets	Amount	Amount
<b>Inter Branch Account</b>			<b>Fixed Assets</b>		
D Pharmacy	(1)		Gross Block	6,87,31,857	
Faculty of Pharmacy	3,44,599		Less: Accumulated Depreciation	5,89,32,427	97,99,430
Group of Institution	(40,94,286)				
HSBPVTrust	13,62,66,278		<b>Investments</b>		
Institute of Managment	7,49,535		Saiseva Patsansta Shares	2,50,000	
Parikrama Hostel	17,54,010		Gas Deposit	23,100	
Parikrama Polytechnic	(18,71,301)		Mahavitaran Deposit	25,000	2,98,100
Parikrama Public School	(1,04,990)				
Parikrama Science College	100		Loans & Advances		(5,893)
Parikrama Transport	4,79,646	13,35,23,590			
<b>Secured Loan</b>		9,27,90,273	<b>Other Current Asset</b>		
<b>Current Liabilities</b>			Sundry Debtors	6,15,57,949	6,15,57,949
Sundry Creditors	57,20,332		<b>Cash &amp; Bank Balances</b>		
IT Payable	3,02,350		Cash In Hand	75,800	
PF Payable	1,18,178		Dhuvantari GBS Pathsansta		
PT Payable	1,27,325		Indusind bank	18,470	
Unpaid salary	6,131		Union Bank Of India	13,20,812	14,15,082
Salary Payable	46,23,480				
Excess fee	1,42,230		<b>Misc. Exp. (Asset)</b>		
Provisional fee	1,13,502		Income & Exp A/c	20,18,37,086	
Security Deposit	19,03,000	1,30,56,528	Add: Deficit (Surplus)	(3,55,31,362)	16,63,05,723
<b>Total</b>		<b>23,93,70,391</b>	<b>Total</b>		<b>23,93,70,391</b>

Examined & Found correct as per own date report

For Prasad R. Kulkarni &  
Chartered Accountants

C.A. Prasad R. Kulkarni  
Partner

Mem No.114226  
Date: 27/09/2022



Principal



*Wet*  
Principal  
HSBPV Trust's, GOI, Faculty of Engineering  
Kashib, Tal. Shrigonda, Dist. Ahmednagar

**Ma.No. Babanrao Pachpute Vichardhara Trust's  
Collage of Engineering  
Receipt & Payment A/c  
For the Year Ended 31st March 2022**

Receipts	Amount	Amount	Payments	Amount	Amount
To Opening Balance					
Cash in Hand	75800		Secured Loans	1395860	
Bank Accounts	1941806	2017606	Excess Fee	34684	
			Provisional Fee	2500	
Excess Fee	231546		Security Deposit	22000	
Provisional Fee	28000		Duties & Taxes	2506186	
Sundry Creditors	11000		Provisions	39972730	
Loans & Advances (Asset)	165834		Sundry Creditors	1346205	
Sundry Debtors	20776164		Lalbrary Books	13570	
D Pharmacy	499999		Loans & Advances (Asset)	1556977	
Faculty of Pharmacy	893055		Sundry Debtors	228669	
Group of Institution	383430		D Pharmacy	500000	
HSBPVTrust	15038244		Faculty of Pharmacy	500000	
Institute of Management	21058115		HSBPVTrust	8659356	
Parikrama Polytechnic	3821449		Institute of Management	200000	
Parikrama Public School	120000		Parikrama Polytechnic	3779999	
Admission Cancel	5000		Parikrama Science College	16200	
Bonafide & Lc Fee	24444		Neet Exam	219731	
Civil Testing Fee	18950		University Exam Fee	1051500	
Intrest Received	44684		Administrative Exp	16820	
Neet Exam	219731		Advertisement Exp.	17024	
University Exam Fee	1052340		Affiliation Fee	280000	
Advertisement Exp.	3024		A R A Expenses	62959	
Exam Expense	71019		Ariars of Salary	4562	
F C Exp	74690	64540718	Bank Charges	876	
			Eligibility Expenses	210350	
			E P F Adm Charges	45977	
			Exam Expense	71019	
			F C Exp	37675	
			Function Exp.	522	
			Garden Expenses	10766	
			Gratuity Expenses	145871	
			Gym & Sport Expenses	18042	
			Honorium Expenses	94200	
			Interest Paid	157074	
			PNS Expenses	5000	
			Printing & Stationery	19485	
			Professional Fees	27750	
			Providend Fund Expenses	1131924	
			Refreshment Exp	15705	
			Registration Fee	500	
			Reparing & Maintenance Exps	257349	
			SOFTWARE RENEWAL FEE	7800	
			Staff Traning Exp	149063	
			Student Training Expenses	35210	
			Traveling Exp.	129393	
			University Expenses	7887	
			University Pro-Reta Exp	175040	65143242
			By Closing Balance		
			Cash in Hand	75800	
			Bank Accounts	1339282	1415082
<b>Total</b>		<b>6,65,58,324</b>	<b>Total</b>		<b>6,65,58,324</b>

Examined & Found correct as per books and vouchers  
For Prasad R. Kulkarni & Co.  
Chartered Accountants

*Prasad R. Kulkarni*  
C.A. Prasad R. Kulkarni  
Partner  
Mem No.114226  
Date: 27/09/2022



Principal



*Wetel*  
Principal  
HSBPV Trust's, GOI, Faculty of Engineering  
Kashb, Tal,Strigonda, Dist,Ahmednagar

**Ma.Na. Babarao Pachpute Vichardhara Trust's**  
**College of Engineering**  
**Fixed Assets and Depreciation**  
**For the Year 2021-22**

Sr. Assets	Opening			Gross Block		Rate of Dep	Opening Bal.	Depreciation			Closing Bal	Closing WDV		
	Opening	Additions		Closing	Before 1.10			After 1.10	Before 1.10	Current Depreciation			Total	
		Before 1.10	After 1.10							After 1.10				Total
1 Basic Civil Eng. Lab Equipments	27,18,695	-	27,18,695	-	27,18,695	15%	19,34,147	1,17,682	-	1,17,682	20,51,829	6,66,866		
2 Chemistry Lab. Equipments	13,213	-	13,213	-	13,213	15%	11,333	282	-	282	11,615	1,598		
3 Computer Lab. Equipments	2,17,70,430	-	2,17,70,430	-	2,17,70,430	40%	2,15,79,131	76,520	-	76,520	2,16,55,651	1,14,779		
4 Electronics Lab. Equipment	10,58,369	-	10,58,369	-	10,58,369	15%	8,81,234	26,570	-	26,570	9,07,804	1,50,565		
5 E & TC Lab	44,22,498	-	44,22,498	-	44,22,498	15%	32,05,477	1,82,553	-	1,82,553	33,88,030	10,34,468		
6 Graphic Lab	25,341	-	25,341	-	25,341	15%	19,911	815	-	815	20,726	4,615		
7 Mechatronics Lab	8,72,156	-	8,72,156	-	8,72,156	15%	6,85,301	28,028	-	28,028	7,13,329	1,58,827		
8 Metrology & Quality Control Lab	7,30,357	-	7,30,357	-	7,30,357	15%	5,73,881	23,471	-	23,471	5,97,352	1,33,005		
9 Refrigeration & Air Lab	4,10,400	-	4,10,400	-	4,10,400	15%	3,22,474	13,189	-	13,189	3,35,663	74,737		
10 Strength Material Lab	1,72,125	-	1,72,125	-	1,72,125	15%	1,38,238	5,083	-	5,083	1,43,321	28,804		
11 Mechanics Lab. Equipments	13,30,251	-	13,30,251	-	13,30,251	15%	10,46,268	42,597	-	42,597	10,88,865	2,41,386		
12 Physics Lab Equipments	8,22,118	-	8,22,118	-	8,22,118	15%	7,01,386	18,110	-	18,110	7,19,496	1,02,522		
13 Workshop Equipment	16,80,637	-	16,80,637	-	16,80,637	15%	14,31,276	37,404	-	37,404	14,68,680	2,11,957		
14 Lab Equipment	1,93,12,609	-	1,94,76,609	1,64,000	1,94,76,609	15%	1,44,60,242	7,27,855	12,300	7,40,155	1,52,00,597	42,76,212		
15 Library Books	46,06,151	-	46,19,721	13,570	46,19,721	15%	35,10,656	1,64,324	1,018	1,65,342	36,75,998	9,43,723		
16 Printers	2,61,905	-	2,61,905	-	2,61,905	40%	2,58,738	1,267	-	1,267	2,60,005	1,900		
17 Furniture & Fixtures	36,08,357	-	36,08,357	-	36,08,357	10%	21,16,260	1,49,210	-	1,49,210	22,65,470	13,42,887		
18 Softwares	32,48,952	-	32,48,952	-	32,48,952	40%	32,31,585	6,967	-	6,967	32,38,502	10,450		
19 Projector LCD	2,16,248	-	2,16,248	-	2,16,248	40%	2,16,119	52	-	52	2,16,171	77		
20 Walky Talky Unit	1,20,440	-	1,20,440	-	1,20,440	15%	1,01,797	2,796	-	2,796	1,04,593	15,847		
21 Samsung AC	3,01,050	-	3,01,050	-	3,01,050	15%	2,41,781	8,890	-	8,890	2,50,671	50,379		
22 Water Filter	2,44,760	-	2,44,760	-	2,44,760	15%	1,43,927	15,125	-	15,125	1,59,052	85,708		
23 Xerox Machine	5,89,225	-	5,89,225	-	5,89,225	15%	4,20,584	25,296	-	25,296	4,45,880	1,43,345		
24 Punching Machine	18,000	-	18,000	-	18,000	15%	12,502	825	-	825	13,327	4,673		
<b>Total</b>	<b>6,85,54,287</b>	<b>-</b>	<b>6,87,31,857</b>	<b>1,77,570</b>	<b>6,87,31,857</b>		<b>5,72,44,198</b>	<b>16,74,911</b>	<b>13,318</b>	<b>16,88,229</b>	<b>5,89,32,427</b>	<b>97,99,430</b>		



Faculty of Engineering  
 Kash. Tal. Shrigonda, Dist. Ahmednagar

**Ma.Na. Babanrao Pachpute Vichardhara Trust's  
College of Engineering**

**Calculation of Depreciation for fixation of fee for the Academic Years 2022-23**

Sr. No.	Item	Rate of Depreciation	Opening WDV as on 01/04/2020	(Add) Addition		(Less) Deductions	Net Value	Depreciation	Net Value Depreciation (Closing WDV)
				Addition upto 30th Sept. C1	Addition from 1st Oct. C2				
1	Equipments and Machinery	A 15%	B 10,821,491			D -	E 10,821,491	F 1,623,224	G 9,198,267
2	Computer, Printers and Software	25%	1,027,269	17,692		-	1,044,961	261,240	783,721
3	Liabrary Books	25%	591,409			-	591,409	147,852	443,557
4	Furniture & Fixtures	15%	1,571,300			-	1,571,300	235,695	1,335,605
	<b>Total</b>		<b>14,011,468</b>	<b>17,692</b>			<b>14,029,160</b>	<b>2,268,011</b>	<b>11,761,149</b>

**Explanation :-**

- (A) Basis of computation of depreciation should be Written Down Value (WDV) method  
(b) Calculation of depreciation shall be as per applicable income tax rules



*(Signature)*

Signature & seal of the certifying Chartered Accountant & Auditors

Date:- 15/02/2022



*(Signature)*  
Principal  
HSBPV Trust's, GOI, Faculty of Engineering  
Kashb. Tal. Shrigonoo, Dist. Ahmednagar



Ma.Na. Babanrao Pachpute Vichardhara Trust's  
College of Engineering  
Income & Expenditure Account  
For the year ended 31st Mar 2021

Expenditure	Amount	Amount	Income	Amount	Amount
Expenses			By Incomes		
Salary for Teaching Staff	29458282		Tuition Fee	43113979	
Salary for Non Teaching Staff	4003216				
Salary Arrears	3093989		Development Fee	4634127	47745106
Provident Fund Adm Expenses	49526				
Provident Fund Expenses	1574606				
Audit Fee	150900				
AICTE Approval Fee	37000				
ARA Expenses	69000				
Administrative expense	7650		Indirect Incomes		
Honorium Expenses	56000		By Discount	12320	
Advertisement Exp.	220554				
Affiliation Fee	85000		By Intrest Received	24579	36699
Grauity	7210869				
Gardning Expenses	155172				
Exam Expenses	170290				
Bank Charges	120974				
Electricity Expenses	1664407				
Eligibility Expenses	141000				
Labour and Wages charges	1756490				
Processing fees	120000				
Interest on working capital	12495739				
Internet Expenses	854236		By Deficit		29904690
Laboratories Maintenance Exp.	25906				
Corporation Tax	247562				
Misc. Expenses	485117				
Fuel/ Generator charges	290952				
Postage & Stamp Expenses	49215				
Printing & Stationery.	484693				
Professional Fee	68500				
Gymkhana and Sport expenses	125730				
Refreshment Exp	8730				
Office Expenses	495060				
Reparing & Maintenance Exps	684451				
Building Repairs and Maintenance	7117357				
Student Welfare expenses	349550				
Workshop expenses	6000				
Telephone Exp	209603				
Transport Charges	36110				
Traveling Exp.	115455				
University Exam Expenses	1254076				
University Expenses	138224				
		75687391			
Depriciation A\c		2002304			
		77689695	Total		77689695
Total					

Examined & Found correct as per even date report  
For Prasad R. Kulkarni & Co.  
Chartered Accountants

*(Signature)*  
C.A. Prasad R. Kulkarni  
Partner  
Memt No.114226  
Date: 15/02/2022



Principal

S.T. 3. 553271

*(Signature)*  
Principal  
HSBPV Trust's, GOI, Faculty of Engineering  
Kashis, Tal. Shrigonda, Dist. Ahmednagar

**Ma.Na. Babanrao Pachpute Vichardhara Trust's**  
**College of Engineering**  
**Balancesheet**  
**As on 31st Mar 2021**

Liabilities	Amount	Amount	Assets	Amount	Amount
Inter Branch Account			<b>Fixed Assets</b>		
Pharmacy			Gross Block	68,554,287	
Faculty of Pharmacy	44,599		Less: Accumulated Depreciation	57,244,198	11,310,089
Group of Institution	(4,270,658)				
HSBPVT Trust	121,137,426		<b>Investments</b>		
Institute of Managment	1,470,369		Saiseva Patsanstha Shares	250,000	
Parikrama Hostel	1,754,010		Gas Deposit	23,100	273,100
Parikrama Polytechnic	(1,907,202)				
Parikrama Public School	(224,990)		<b>Loans &amp; Advances</b>		22,898
Parikrama Science Collage	16,300				
Parikrama Transport	479,646	118,499,500	<b>Other Current Asset</b>		
Secured Loan		98,475,666	Sundry Debtors	39,353,389	39,353,389
<b>Current Liabilities</b>			<b>Cash &amp; Bank Balances</b>		
Sundry Creditors	6,049,872		Cash In Hand	75,800	
IT Payable	1,403,842		Dhanvantari GBS Pathsanstha	-	
PF Payable	93,542		Indusind bank	931,043	
PT Payable	15,700		Union Bank Of India	1,010,763	2,017,606
Gratuity Payable	10,441,369				
ARA expenses payable	69,000		<b>Misc.Exp.(Asset)</b>		
Salary Payable	17,978,823		Income & Exp A/c	171,932,396	
Excess fee	223,720		Add: Deficit (Surplus)	29,904,690	201,837,086
Provisional fee	54,002				
Unpaid salary	6,131				
Security Deposit	1,503,000	37,839,001			
<b>Total</b>		<b>254,814,167</b>	<b>Total</b>		<b>254,814,167</b>

Examined & Found correct as per even date report

For Prasad R. Kulkarni & Co  
Chartered Accountants

C.A. Prasad R. Kulkarni  
Partner  
Mem No.114226  
Date: 15/02/2022



Principal



*Wrt*  
**Principal**  
HSBPVT Trust's, GOI, Faculty of Engineering  
Kashb. Tal. Shrigonda, Dist. Ahmednagar

**Mn.No. Baburao Pachpute Vichardhara Trust's  
College of Engineering  
Receipt & Payment A/c  
For the Year Ended 31st March 2021**

Receipts	Amount	Amount	Payments	Amount	Amount
To Opening Balance					
Bank Accounts	227227	227227	AR,TR Appraisal Fee	37111	
Secured Loans	12000000		PF Payable	861111	
Excess fee	170919		PT Payable	411111	
Sundry Creditors	2000		Security Deposit	8111	
Investments	5945000		Excess fee	3781	
Loans & Advances (Asset)	242857		Salary Payable	38151111	
Sundry Debtors	22638046		Sundry Creditors	1951111	
D Pharmacy	563702		Investments	411111	
Faculty of Pharmacy	500000		Loans & Advances (Asset)	1511111	
Group of Institution	782762		Sundry Debtors	188111	
HSBFVTrust	8586976		D Pharmacy	1111111	
Institute of Managment	10192571		Faculty of Pharmacy	1111111	
Parikrama Polytechnic	1159428		HSBFVTrust	1111111	
Parikrama Public school	200000		Institute of Managment	1111111	
Exam grant received	419561		Parikrama Hostel	1111111	
Intrest Received	24579		Parikrama Polytechnic	1111111	
Other Fee	8950		Parikrama Public school	1111111	
University Exam Fee	1308849		Parikrama Science college	1111111	
Staff Reaining expense	37721	64783951	Parikrama Transport	1111111	
			University Exam Fee	1254571	
			Administrative Exp	7651	
			Advertisement Exp.	7351	
			Affiliation Fee	85511	
			PF Adm'n charges	32515	
			Bank Charges	125751	
			Eligibility Expenses	141001	
			Exam Expense	363121	
			Honorarium expenses	56001	
			Laboratory expenses	25961	
			Interest	2099113	
			Internet Charges Exp.	28001	
			Postage & Stamp Expenses	2715	
			Printing & Stationery	45001	
			Processing Fee	1250001	
			Professional Fees	685001	
			Provident fund expenses	957247	
			Refreshment Exp	18701	
			Reparing & Maintenance Exps	24037	
			Staff training expenses	55601	
			Telephone Exp	1155	
			Traveling Exp.	2395	
			University Pro-Rata Exp	138224	
			Workshop Expenses	60001	
			Website design and development	16667	62993572
			Closing Balance		
			Cash in Hand	75800	
			Bank Accounts	1941806	2017606
<b>Total</b>		<b>65,011,177</b>	<b>Total</b>		<b>65,011,177</b>

Examined & Found correct as per even date report

For Prasad R. Kulkarni & Co.

Chartered Accountants

*(Signature)*

C.A. Prasad R. Kulkarni

Partner

Mem No.114226

Date: 15/02/2022


Principal



*(Signature)*  
Principal  
HSBPV Trust's, GOI, Faculty of Engineering  
Kash, Tal. Shrigonda, Dist. Ahmednagar

**Ma.Na. Babamrao Pachpute Vichardhara Trust's**  
**College of Engineering**  
**Fixed Assets and Depreciation**  
**For the Year 2020-21**

Sr. Assets	Opening		Gross Block		Rate of Dep	Opening Bal.	Depreciation			Closing Bal	Closing WDV		
	2,718,695	13,213	Additions				Before 1.10	After 1.10	Before 1.10			After 1.10	Total
			Before 1.10	After 1.10									
1 Basic Civil Eng. Lab Equipments	2,718,695	-	-	-	15%	1,795,697	138,450	-	138,450	1,934,147	784,548		
2 Chemistry Lab. Equipments	13,213	-	-	-	15%	11,001	332	-	332	11,333	1,880		
3 Computer Lab. Equipments	21,770,430	-	-	-	40%	21,451,598	127,533	-	127,533	21,579,131	191,299		
4 Electronics Lab. Equipment	1,058,369	-	-	-	15%	849,975	31,259	-	31,259	881,234	177,135		
5 E & TC Lab	4,422,498	-	-	-	15%	2,990,709	214,768	-	214,768	3,205,477	1,217,021		
6 Graphic Lab	25,341	-	-	-	15%	18,953	958	-	958	19,911	5,430		
7 Mechatronics Lab	872,156	-	-	-	15%	652,326	32,975	-	32,975	685,301	186,855		
8 Metrology & Quality Control Lab	730,357	-	-	-	15%	546,268	27,613	-	27,613	573,881	156,476		
9 Refrigeration & Air Lab	410,400	-	-	-	15%	306,958	15,516	-	15,516	322,474	87,926		
10 Strength Material Lab	172,125	-	-	-	15%	132,258	5,980	-	5,980	138,238	33,887		
11 Mechanics Lab. Equipments	1,330,251	-	-	-	15%	996,133	50,115	-	50,115	1,046,268	283,983		
12 Physics Lab Equipments	822,118	-	-	-	15%	680,080	21,306	-	21,306	701,386	120,732		
13 Workshop Equipment	1,680,637	-	-	-	15%	1,387,271	44,005	-	44,005	1,431,276	249,361		
14 Lab Equipment	19,312,609	-	-	-	15%	13,603,942	856,300	-	856,300	14,460,242	4,852,367		
15 Library Books	4,606,151	-	-	-	15%	3,317,333	193,323	-	193,323	3,510,656	1,095,495		
16 Printers	261,905	-	-	-	40%	256,626	2,112	-	2,112	258,738	3,167		
17 Furniture & Fixtures	3,608,357	-	-	-	10%	1,950,471	165,789	-	165,789	2,116,260	1,492,097		
18 Softwares	3,231,260	17,692	-	-	40%	3,219,924	11,611	-	11,611	3,231,535	17,417		
19 Projector LCD	216,248	-	-	-	40%	216,033	86	-	86	216,119	129		
20 Walky Talky Unit	120,440	-	-	-	15%	98,507	3,290	-	3,290	101,797	18,643		
21 Samsung AC	301,050	-	-	-	15%	231,322	10,459	-	10,459	241,781	59,269		
22 Water Filter	244,760	-	-	-	15%	126,133	17,794	-	17,794	143,927	100,833		
23 Xerox Machine	589,225	-	-	-	15%	390,824	29,760	-	29,760	420,584	168,641		
24 Punching Machine	18,000	-	-	-	15%	11,532	970	-	970	12,502	5,498		
<b>Total</b>	<b>68,536,595</b>	<b>17,692</b>	<b>-</b>	<b>-</b>		<b>55,241,894</b>	<b>2,002,304</b>	<b>-</b>	<b>2,002,304</b>	<b>57,244,198</b>	<b>11,310,089</b>		



*Wet*  
**Principal**  
 HSBPV Trust's GOI, Faculty of Engineering  
 Kashb, Tal. Shrigonda, Dist. Ahmednagar



Ma.Na. Babanrao Pachpute Vichardhara Trust's  
College of Engineering

Calculation of Depreciation for fixation of fee for the Academic Years 2020-21 and 2021-22

Sr. No.	Item	Rate of Depreciation	Opening WDV as on 01/04/2019	(Add) Addition		(Less) Deductions	Net Value	Depreciation	Net Value Depreciation (Closing WDV)
				Addition upto 30th Sept.	Addition from 1st Oct.				
		A	B	C1	C2	D	E	F	G
1	Equipments and Machinery	15%	12,379,318	331,000	19,157	-	12,729,475	1,907,984	10,821,491
2	Computer, Printers and Software	25%	1,145,215	224,477	-	-	1,369,692	342,423	1,027,269
3	Liabrary Books	25%	616,504	844	146,741	-	764,089	172,680	591,409
4	Furniture & Fixtures	15%	1,256,099	-	544,450	-	1,800,549	229,249	1,571,300
	Total		15,397,135	556,321	710,348	-	16,663,804	2,652,336	14,011,468

Explanation :-

- (A) Basis of computation of depreciation should be Written Down Value (WDV) method  
(b) Calculation of depreciation shall be as per applicable income tax rules

Date:- 26/12/2020

Signature & seal of the certifying Chartered Accountant



*(Handwritten Signature)*



*(Handwritten Signature)*  
Principal  
HSBPV Trust's GOI, Faculty of Engineering  
Kashib, Tal. Shrigonda, Dist. Ahmednagar

**Ma.Na. Babanrao Pachpute Vichardhara Trust's  
College of Engineering  
Income & Expenditure Account  
For the year ended 31st Mar 2020**

Expenditure	Amount	Amount	Income	Amount	Amount
<b>To Expenses</b>			<b>By Incomes</b>		
Salary for Teaching Staff	37476706		Tution Fee	27790306	
Salary for Non Teaching Staff	5408713		University Fee(Library, Gym, etc)	155150	
Provident Fund Adm Expenses	53534		Development Fee	2890032	30835488
Provident Fund Expenses	1342940				
Gratuity Expenses	3230500				
Honorium Expenses	71700				
Advertisement Exp.	107970				
Affiliation Fee	85000				
AICTE Approval Expenses	66683				
Annual Social Gathering Expenses	203700				
ARA Processing Expenses	61900				
Audit Expenses	9000				
Bank Charges	856767				
<b>Electricity Expenses</b>	<b>2079801</b>		<b>Indirect Incomes</b>		
Eligibility Expenses	118000		By Intrest Received	19041	19041
Fuel Expenses	416041				
<b>Garden Expenses</b>	<b>54063</b>		<b>By Deficit</b>		<b>34745598</b>
<b>Gym &amp; Sport Expenses</b>	<b>112820</b>				
<b>Interest on working capital</b>	<b>7829044</b>				
<b>Internet Expenses</b>	<b>767430</b>				
<b>Laboratories Maintenance Exp.</b>	<b>46800</b>				
<b>Postage &amp; Stamp Expenses</b>	<b>489</b>				
<b>Printing &amp; Stationery</b>	<b>163182</b>				
<b>Proceessional Fee</b>	<b>44380</b>				
<b>Refreshment Exp</b>	<b>88929</b>				
<b>Reparing &amp; Maintenance Exps</b>	<b>919484</b>				
<b>Software Expenses</b>	<b>130052</b>				
<b>Staff Welfare Expenses</b>	<b>34580</b>				
<b>Student Traning Expenses</b>	<b>269815</b>				
<b>Subcription Fee</b>	<b>29500</b>				
<b>Telephone Exp</b>	<b>3402</b>				
<b>Traveling Exp.</b>	<b>196990</b>				
<b>Water Charges</b>	<b>898300</b>				
<b>Workshop Expenses</b>	<b>30225</b>				
<b>Xerox and Maintenance</b>	<b>34264</b>	63242704			
<b>Depriciation A/c</b>		2357423			
<b>Total</b>		<b>65600127</b>	<b>Total</b>		<b>65600127</b>

Examined & Found correct as per even date report

For Prasad R. Kulkarni & Co.  
Chartered Accountants

C.A. Prasad R. Kulkarni  
Partner

Mem No.114226

Date: 16/12/2020



*Wetel*  
Principal

**PRINCIPAL**  
**H.S.B.P.V.T.'S GROUP OF INSTITUTION'S**  
**PARIKRAMA COE KASHI**



*Wetel*  
Principal  
HSBPV Trust's, GOI, Faculty of Engineering  
Kashi, Tal. Shrigonda, Dist. Ahmednagar

Ma.Na. Babanrao Pachpute Vichardhara Trust's

College of Engineering

Balance sheet

As on 31st Mar 2020

Liabilities	Amount	Amount	Assets	Amount	Amount
<b>Inter Branch Account</b>			<b>Fixed Assets</b>		
D Pharmacy	63,702		Gross Block	68,536,595	
Faculty of Pharmacy	3,821,519		Less: Accumulated Depreciation	55,241,894	13,294,701
Group of Institution	(4,411,658)				
HSBPVT Trust	95,964,620		<b>Investments</b>		
Institute of Managment	(1,126,449)		Dhanvantari Shares	5,595,000	
Parikrama Hostel	1,773,810		Gas Deposit	23,100	5,618,100
Parikrama Polytechnic	(3,169,919)				
Parikrama Public School	(294,340)				
Parikrama Science Collage	32,589		Loans & Advances		51,050
Parikrama Transport	581,350	93,235,225			
<b>Secured Loan</b>		76,042,187	<b>Other Current Asset</b>		
<b>Current Liabilities</b>			Sundry Debtors	21,698,542	21,698,542
Sundry Creditors	5,865,531		Cash & Bank Balances		
IT Payable	1,736,940		Cash In Hand	75,800	
PF Payable	238,010		Dhanvantari GBS Pathsanstha	2,347	
PT Payable	183,200		Dhanvantari Exam A/c	110,281	
Provision	31,162,621		Union Bank Of India	38,799	227,227
Security Deposit	4,330,000	43,516,302	Misc.Exp.(Asset)		
			Income & Exp A/c	137,158,495	
			Add: Deficit (Surplus)	34,745,598	171,904,093
<b>Total</b>		<b>212,793,713</b>	<b>Total</b>		<b>212,793,713</b>

Examined & Found correct as per even date report

For Prasad R. Kulkarni & Co.  
Chartered Accountants

*(Signature)*

C.A. Prasad R. Kulkarni  
Partner  
Mem No.114226  
Date: 16/12/2020



*(Signature)*

Principal **PRINCIPAL**

**H.S.BPVT'S GROUP OF INSTITUTION'S  
PARIKRAMA COE KASHTI**



*(Signature)*  
Principal

HSBPV Trust's, GOI, Faculty of Engineering  
Kashtb, Tal. Shrigonda, Dist. Ahmednagar

**Ma.Na. Babanrao Pachpute Vichardhara Trust's  
Collage of Engineering  
Receipt & Payment A/c  
For the Year Ended 31st March 2020**

Receipts	Amount	Amount	Payments	Amount	Amount
To Opening Balance					
Bank Accounts	1695827	1695827	Secured Loans	20645744	
Secured Loans	40000000		Salary Payable	12772554	
Provisions	44961		RD Payble	561900	
Sundry Creditors	560064		Security Deposit	9000	
Loans & Advances (Asset)	1060122		Duties & Taxes	1289228	
Sundry Debtors	11901759		Salary Expenses	19630384	
D Pharmacy	100000		Sundry Creditors	3723738	
Faculty of Pharmacy	550000		Laibrary Books	844	
Group of Institution	755000		Dhanvantari Shaers Deposit	2000000	
HSBPVTrust	2368300		Loans & Advances (Asset)	2550378	
Institute of Managment	12926477		Sundry Debtors	444696	
Dissscount	2000		Faculty of Pharmacy	300000	
Exam Grant Received	204081		HSBPVTrust	3583250	
Grant for Book Bank(Samajkalyanna	142500		Institute of Managment	312000	
Intrest Received	19041		Parikrama Transport	307503	
L C Fee	2900		University Exam Fee	1391395	
University Exam Fee	1905756		Administrative Exp	18404	
Affiliation Fee	167600		Advertisement Exp.	52020	
Refreshment Exp	36000	72746561	Affiliation Fee	252600	
			ARA Processing Expenses	61900	
			Audit Exp	9000	
			Bank Charges	401617	
			Eligibility Expenes	118000	
			Exam Expense	810680	
			Garden Expenses	54063	
			Gym & Sport Expenses	12820	
			Interest	2049256	
			Internet Charges Exp.	2800	
			Postage & Stamp Expenses	1424	
			Printing & Stationery	11311	
			Procesing Fee	400000	
			Professional Fees	16600	
			Refreshment Exp	91719	
			Reparing & Maintenance Exps	55984	
			Subcripation Fee	29500	
			Telephone Exp	3402	
			Traveling Exp.	56514	
			University Expenses	21495	
			University Pro-Reta Exp	104624	
			Workshop Expenses	22550	
			ZEROX& MAINTANCES	34264	74215161
			Closing Balance		
			Cash in Hand	75800	
			Bank Accounts	151427	227227
<b>Total</b>		<b>74,442,388</b>	<b>Total</b>		<b>74,442,388</b>

Examined & Found correct as per even date report

For Prasad R. Kulkarni & Co.  
Chartered Accountants

*(Signature)*

C.A. Prasad R. Kulkarni  
Partner

Mem.No.114226

Date: 16/12/2020



*(Signature)*

**Principal PRINCIPAL**  
**H.S.B.P.V.T.'S GROUP OF INSTITUTION'S**  
**PARIKRAMA COE KASHTI**




*(Signature)*

**Principal**  
**HSBPV Trust's, GOI, Faculty of Engineering**  
**Kasht, Tal. Shrigonda, Dist. Ahmednagar**



Ma.Na. Babarao Pachpute Vichardhara Trust's  
College of Engineering  
Fixed Assets and Depreciation  
For the Year 2019-20

Sr. Assets	Opening		Gross Block Additions		Rate of Dep	Closing	Depreciation		Closing Bal	Closing WDV	
	Opening	After 1.10	Before 1.10	After 1.10			Before 1.10	Current Depreciation			
								After 1.10			Total
1 Basic Civil Eng. Lab Equipments	2,718,695	-	-	-	15%	2,718,695	162,882	-	1,795,697	922,998	
2 Chemistry Lab. Equipments	13,213	-	-	-	15%	13,213	390	-	11,001	2,212	
3 Computer Lab. Equipments	21,557,748	212,682	-	212,682	40%	21,770,430	212,555	-	21,451,598	318,832	
4 Electronics Lab. Equipment	1,058,369	-	-	-	15%	1,058,369	36,776	-	849,975	208,394	
5 E & TC Lab	4,408,415	-	14,083	-	15%	4,422,498	250,370	1,056	2,990,709	1,431,789	
6 Graphic Lab	25,341	-	-	-	15%	25,341	1,127	-	18,953	6,388	
7 Mechatronics Lab	872,156	-	-	-	15%	872,156	38,794	-	652,326	219,830	
8 Metrology & Quality Control	730,357	-	-	-	15%	730,357	32,486	-	546,268	184,089	
9 Refrigeration & Air Lab	410,400	-	-	-	15%	410,400	18,255	-	306,958	103,442	
10 Strength Material Lab	172,125	-	-	-	15%	172,125	7,035	-	132,258	39,867	
11 Mechanics Lab. Equipments	1,330,251	-	-	-	15%	1,330,251	58,959	-	996,153	334,098	
12 Physics Lab Equipments	822,118	-	-	-	15%	822,118	25,066	-	680,080	142,038	
13 Workshop Equipment	1,680,637	-	-	-	15%	1,680,637	51,771	-	1,387,271	293,366	
14 Lab Equipment	19,072,535	235,000	5,074	19,312,609	15%	19,312,609	1,006,584	381	13,603,942	5,708,667	
15 Library Books	4,458,566	844	146,741	4,606,151	15%	4,606,151	203,485	11,006	3,317,333	1,288,818	
16 Printers	261,905	-	-	261,905	40%	261,905	3,519	-	256,626	5,279	
17 Furniture & Fixtures	3,063,907	-	544,450	3,608,357	10%	3,608,357	126,740	27,223	1,950,471	1,657,886	
18 Softwares	3,219,465	11,795	-	3,231,260	40%	3,231,260	7,558	-	3,219,924	11,336	
19 Projector LCD	216,248	-	-	216,248	40%	216,248	143	-	216,033	215	
20 Walky Talky Unit	120,440	-	-	120,440	15%	120,440	3,870	-	98,507	21,933	
21 Samsung AC	301,050	-	-	301,050	15%	301,050	12,305	-	231,322	69,728	
22 Water Filter	148,760	96,000	-	244,760	15%	244,760	20,934	-	126,133	118,627	
23 Xerox Machine	589,225	-	-	589,225	15%	589,225	35,012	-	390,824	198,401	
24 Punching Machine	18,000	-	-	18,000	15%	18,000	1,141	-	11,532	6,468	
<b>Total</b>	<b>67,269,926</b>	<b>556,321</b>	<b>710,348</b>	<b>68,536,595</b>		<b>68,536,595</b>	<b>2,317,757</b>	<b>39,666</b>	<b>55,241,894</b>	<b>13,294,701</b>	



*Neti*  
Principal  
HSBPV Trust's, GOI, Faculty of Engineering  
Kashi, Tal. Shrigonda, Dist. Ahmednagar

Ma.Na. Babanrao Pachpute Vichardhara Trust's  
College of Engineering  
Income & Expenditure Account  
For the year ended 31st Mar 2019

Expenditure	Amount	Amount	Income	Amount	Amount
<b>To Expenses</b>			<b>By Incomes</b>		
Salary for Teaching Staff	40045988		Tuition Fee	27329692	
Salary for Non Teaching Staff	6172564		University Fee(Library, Gym, etc)	943680	
PF Expenses	2019690		Development Fee	2466238	
Advertisement Exp.	89046		Photo Copy Exp	4656	30744266
Affiliation Fee	98000				
Alumni Expenses	52800				
Annual Social Gathering Expenses	99500				
Administrative Exp for office	389219				
Audit Expenses	10000				
Audit Fee	48000				
Bank Charges	163197				
Electricity Expenses	1668013				
Eligibility Expenses	120000		<b>Indirect Incomes</b>		
AICTE Approval Expenses	101416		By Intrest Received	33893	33893
Garden Expenses	23170				
Gym & Sport Expenses	41716		<b>By Deficit</b>		32052642
Honorium Expenses	45367				
Interest on working capital	6780335				
Internet Expenses	5600				
Journals & Periodicals Expenses	138095				
Postage & Stamp Expenses	918				
Chemical Expenses	4499				
F C Expenses	93060				
F R A Expenses	50012				
Library Expenses	15000				
Office Expenses	3550				
PNS Expenses	145184				
Practical Exam Expenses	119275				
Printing & Stationery	227104				
Processing Fee	170000				
Refreshment Exp	39941				
Registration Fee	300				
Reparing & Maintenance Exps	442370				
Staff Traning Exp	2632				
Staff Welfare Expenses	14746				
Student Traning Expences	47300				
Subcription Fee	54500				
Telephone Exp	88808				
Traveling Exp.	235630				
University Expenses	225208				
Workshop Expenses	105705				
ZEROX& MAINTANCES	34264	60231722			
Depriciation A\c		2599079			
<b>Total</b>		<b>62830801</b>	<b>Total</b>		<b>62830801</b>

Examined & Found correct as per even date report  
For Prasad R. Kulkarni & Co.  
Chartered Accountants

*(Signature)*


C.A. Prasad R. Kulkarni  
Partner

Mem No.114226

Date: 30/10/2019 *(Signature)*



Principal




Principal

HSBPV Trust's, GOI, Faculty of Engineering  
Kashib, Tal. Shrigonda, Dist. Ahmednagar

**Ma.Na. Babanrao Pachpute Vichardhara Trust's**  
**College of Engineering**  
**Balancesheet**  
**As on 31st Mar 2019**

Liabilities	Amount	Amount	Assets	Amount	Amount
<b>Inter Branch Account</b>			<b>Fixed Assets</b>		
D Pharmacy	(30,000)		Gross Block	67,269,926	
Trust Account	89,204,251		Less: Accumulated Depreciation	52,884,471	14,385,455
Faculty of Pharmacy	3,367,024		<b>Investments</b>		
Parikrama Hostel	1,699,510		Dhanvantari Shares	3,345,000	3,368,100
Parikrama Transport	388,050		Gas Deposit	23,100	
Parikrama Polytechnique	(3,188,394)		<b>Loans &amp; Advances</b>		65,305
Institute of Managment	(552,735)		<b>Other Current Asset</b>		
Parikrama Public School	(294,340)	85,933,553	Sundry Debtors	15,804,304	15,804,304
Group of Institution	(4,659,814)		<b>Cash &amp; Bank Balances</b>		
<b>Secured Loan</b>		45,958,193	Dhanvantari GBS Pathsanstha	423,840	
<b>Current Liabilities</b>			Dhanvantari Exam A/c	1,161,837	1,695,827
Sundry Creditors	3,787,392		Union Bank Of India	110,150	
RD Payable	561,900		<b>Misc.Exp.(Asset)</b>		
Other Liabilities For Expenses	2,144,259		Income & Exp A/c	105,105,853	
Excess Fee	881,141		Add: Deficit (Surplus)	32,052,642	137,158,495
Provisional Fee	920,113				
Other Expenses payable	12,772,554				
Unpaid Salary	6,131				
Provision	15,396,250	40,585,740			
Security Deposit	4,116,000				
<b>Total</b>		<b>172,477,486</b>	<b>Total</b>		<b>172,477,486</b>


Examined & Found correct as per even date report  
For Prasad R. Kulkarni & Co.  
Chartered Accountants

  
C.A. Prasad R. Kulkarni  
Partner  
Mem No.114226  
Date: 30/10/2019



Principal



  
Principal  
MSBPV Trust's, GOI, Faculty of Engineering  
Kashb. Tal. Shrigonda, Dist. Ahmednagar

Ma.Na. Babanrao Pachpute Vichardhara Trust's  
College of Engineering  
Fixed Assets and Depreciation  
For the Year 2018-19

Sr. Assets	Gross Block				Rate of Dep	Depreciation			Closing WDV	
	Opening	Additions		Closing		Before 1.10	Current Depreciation			Closing Bal
		Before 1.10	After 1.10				After 1.10	Total		
1 Basic Civil Eng. Lab Equipme	2,718,695	-	-	2,718,695	15%	1,441,189	191,626	-	1,632,815	1,085,880
2 Chemistry Lab. Equipments	13,213	-	-	13,213	15%	10,152	459	-	10,611	2,602
3 Computer Lab. Equipments	21,462,748	95,000	-	21,557,748	40%	21,026,573	212,470	-	21,239,043	318,705
4 Electronics Lab. Equipment	1,058,369	-	-	1,058,369	15%	769,934	43,265	-	813,199	245,170
5 E & TC Lab	4,209,314	-	199,101	4,408,415	15%	2,462,298	262,052	14,933	2,739,283	1,669,132
6 Graphic Lab	25,341	-	-	25,341	15%	16,500	1,326	-	17,826	7,515
7 Mechronis Lab	872,156	-	-	872,156	15%	567,893	45,639	-	613,532	258,624
8 Metrology & Quality Control	730,357	-	-	730,357	15%	475,563	38,219	-	513,782	216,575
9 Refrigeration & Air Lab	410,400	-	-	410,400	15%	267,227	21,476	-	288,703	121,697
10 Strength Material Lab	172,125	-	-	172,125	15%	116,946	8,277	-	125,223	46,902
11 Mechanics Lab. Equipments	1,330,251	-	-	1,330,251	15%	867,831	69,363	-	937,194	393,057
12 Physics Lab Equipments	822,118	-	-	822,118	15%	625,525	29,489	-	655,014	167,104
13 Workshop Equipment	1,680,637	-	-	1,680,637	15%	1,274,593	60,907	-	1,335,500	345,137
14 Lab Equipment	18,992,083	42,816	37,636	19,072,535	15%	11,457,552	1,136,602	2,823	12,596,977	6,475,558
15 Library Books	4,454,730	3,836	-	4,458,566	15%	2,863,597	239,245	-	3,102,842	1,355,724
16 Printers	261,905	-	-	261,905	40%	247,242	5,865	-	253,107	8,798
17 Furniture & Fixtures	3,063,907	-	-	3,063,907	10%	1,655,686	140,822	-	1,796,508	1,267,399
18 Softwares	3,219,465	-	-	3,219,465	40%	3,207,634	4,732	-	3,212,366	7,099
19 Projector LCD	216,248	-	-	216,248	40%	215,652	238	-	215,890	358
20 Walky Talky Unit	120,440	-	-	120,440	15%	90,083	4,554	-	94,637	25,803
21 AC	301,050	-	-	301,050	15%	204,540	14,477	-	219,017	82,033
22 Water Filter	148,760	-	-	148,760	15%	97,512	7,687	-	105,199	43,561
23 Xerox Machine	589,225	-	-	589,225	15%	314,622	41,190	-	355,812	233,413
24 Punching Machine	18,000	-	-	18,000	15%	9,048	1,343	-	10,391	7,609
<b>Total</b>	<b>66,891,537</b>	<b>141,652</b>	<b>236,737</b>	<b>67,269,926</b>		<b>50,285,392</b>	<b>2,581,323</b>	<b>17,756</b>	<b>52,884,471</b>	<b>14,385,455</b>



*Neti*  
Principal  
MSBPV Trust's GOI Faculty of Engineering  
Kashib. Tal. Shrigonda, Dist. Ahmednagar

Ma.Na. Babanrao Pachpute Vichardhara Trust's  
College of Engineering  
Income & Expenditure Account  
For the year ended 31st Mar 2018

Expenditure	Amount	Amount	Income	Amount	Amount
<b>To Expenses</b>			<b>By Incomes</b>		
Salary for Teaching Staff	37926898		Tuition Fee	27667035	
Salary for Non Teaching Staff	7143266		University Fee(Library, Gym, etc)	961880	
PF Adm Charges	193791		Development Fee	2659196	
PF Expenses	2022175		Photo Copy Exp	3647	31291758
Gratuity Exp	2648023				
Advertisement Exp.	575877				
Affiliation Fee	98000				
Alumni Expenses	2580				
Annual Social Gathering Expenses	297368				
Administrative Exp for office	562708				
ARC Fees Expenses	77700				
Audit Fee Expenses	61800		<b>Indirect Incomes</b>		
Bank Charges	10686		By Intrest Received	36851	36851
Electricity Expenses	1250422				
Eligibility Expenses	111100				
Exam Expense	389402		<b>By Deficit</b>		33979848
AICTE Approval Expenses	100000				
Garden Expenses	210120				
Gym & Sport Expenses	31394				
Honorium Expenses	319400				
Industrial Visit Exp.	36599				
Interest on working capital	3039116				
Internet Expenses	9000				
Journals & Periodicals Expenses	48000				
Postage & Stamp Expenses	13354				
Procesing Fee	674647				
Refreshment Exp	89692				
Registration Fee	6200				
Reparing & Maintenance Exps	431192				
Repairs and Main. To building	1447815				
Staff Traning Exp	90725				
Stationery Expenses	393432				
Student Traning Expences	395510				
Subcription Fee	25000				
Telephone Exp	29536				
Traveling Exp.	439596				
University Expenses	246381				
Workshop Expenses	187652				
Water Charges	579126				
<b>ZEROX&amp; MAINTANCES</b>	<b>43000</b>	62258283			
Depriciation A\c		3050174			
		65308457			
<b>Total</b>			<b>Total</b>		65308457

Examined & Found correct as per even date report  
For Prasad R. Kulkarni & Co.  
Chartered Accountants

C.A. Prasad R. Kulkarni  
Partner  
Mem No.114226  
Date: 15/10/2018



*[Signature]*  
Principal

HSBPV.T.'S GROUP OF INSTITUTION  
PARIKRAMA COE KASHI



*[Signature]*  
Principal  
HSBPV Trust's, GOI, Faculty of Engineering  
Kashī, Tal. Shrigonda, Dist. Ahmednagar


Ma.Na. Babanrao Pachpute Vichardhara Trust's  
College of Engineering  
Balancesheet  
As on 31st Mar 2018

Liabilities	Amount	Amount	Assets	Amount	Amount
<b>Inter Branch Account</b>			<b>Fixed Assets</b>		
D Pharmacy	(30,000)		Gross Block	66,891,537	
Trust Account	79,130,302		Less: Accumulated Depreciation	50,285,392	16,606,145
Faculty of Pharmacy	2,186,272		<b>Investments</b>		
Parikrama Hostel	1,588,250		Dhanvantari Shares	2,495,000	
Parikrama Transport	1,459,255		Gas Deposit	23,100	2,518,100
Parikrama Polytechnique	(3,047,981)		Loans & Advances		4,687
Institute of Managment	562,563		<b>Other Current Asset</b>		
Parikrama Public School	(303,690)		Sundry Debtors	16,175,381	16,175,381
Group of Institution	(4,685,665)	76,859,306	<b>Cash &amp; Bank Balances</b>		
<b>Current Liabilities</b>			Dhanvantari GBS Pathsanstha	172,903	
Sundry Creditors	3,773,264		Dhanvantari Exam A/c	2,223,050	
RD Payable	143,600		Union Bank Of India	3,891	2,399,844
Other Liabilities For Expenses	3,428,184		<b>Misc.Exp.(Asset)</b>		
Excess Fee	905,185		Income & Exp A/c	71,126,005	
Provisional Fee	1,059,384		Add: Deficit (Surplus)	33,979,848	105,105,853
ARC Expenses payable	94,300				
Unpaid Salary	6,131				
Provision	7,499,797	20,722,845			
Security Deposit	3,813,000				
<b>Secured Loans</b>		45,227,858			
<b>Total</b>		<b>142,810,010</b>	<b>Total</b>		<b>142,810,010</b>

Examined & Found correct as per even date report  
For Prasad R. Kulkarni & Co.  
Chartered Accountants


C.A. Prasad R. Kulkarni  
Partner  
Mem No.114226  
Date: 15/10/2018



  
Principal

**PRINCIPAL**  
S.B.P.V.T.'S GROUP OF INSTITUTION  
ARIKRAMA COE KASHTI



  
Principal  
HSBPV Trust's, GOI, Faculty of Engineering  
Kashti, Tal. Shrigonda, Dist. Ahmednagar

**Ma.Na. Babanrao Pachpute Vichardhara Trust's  
College of Engineering  
Fixed Assets and Depreciation  
For the Year 2017-18**

Sr. Assets	Gross Block				Rate of Dep	Depreciation			Closing WDV	
	Opening	Additions		Closing		Current Depreciation		Total		
		Before 1.10	After 1.10			Before 1.10	After 1.10			
1 Basic Civil Eng. Lab Equipments	2,718,695	-	-	2,718,695	15%	225,442	-	225,442	1,441,189	1,277,506
2 Chemistry Lab. Equipments	13,213	-	-	13,213	15%	540	-	540	10,152	3,061
3 Computer Lab. Equipments	21,462,748	-	-	21,462,748	40%	290,783	-	290,783	21,026,573	436,175
4 Electronics Lab. Equipment	1,058,369	-	-	1,058,369	15%	50,900	-	50,900	769,934	288,435
5 E & TC Lab	4,209,314	-	-	4,209,314	15%	308,297	-	308,297	2,462,298	1,747,016
6 Graphic Lab	25,341	-	-	25,341	15%	1,560	-	1,560	16,500	8,841
7 Mechatronics Lab	872,156	-	-	872,156	15%	53,694	-	53,694	567,893	304,263
8 Metrology & Quality Control Lab	730,357	-	-	730,357	15%	44,964	-	44,964	475,563	254,794
9 Refrigeration & Air Lab	410,400	-	-	410,400	15%	25,266	-	25,266	267,227	143,173
10 Strength Material Lab	172,125	-	-	172,125	15%	9,737	-	9,737	116,946	55,179
11 Mechanics Lab. Equipments	1,330,251	-	-	1,330,251	15%	81,603	-	81,603	867,831	462,420
12 Physics Lab Equipments	822,118	-	-	822,118	15%	34,693	-	34,693	625,525	196,593
13 Workshop Equipment	1,680,637	-	-	1,680,637	15%	71,655	-	71,655	1,274,593	406,044
14 Lab Equipment	18,260,069	732,014	-	18,992,083	15%	1,329,623	-	1,329,623	11,457,552	7,534,531
15 Library Books	4,221,459	59,046	174,225	4,454,730	15%	252,349	13,067	265,416	2,863,597	1,591,133
16 Printers	261,905	-	-	261,905	40%	9,776	-	9,776	247,242	14,663
17 Furniture & Fixtures	3,063,907	-	-	3,063,907	10%	156,469	-	156,469	1,655,686	1,408,221
18 Softwares	3,219,465	-	-	3,219,465	40%	7,888	-	7,888	3,207,634	11,831
19 Projector LCD	216,248	-	-	216,248	40%	397	-	397	215,652	596
20 Walky Talky Unit	120,440	-	-	120,440	15%	5,357	-	5,357	90,083	30,357
21 AC	301,050	-	-	301,050	15%	17,031	-	17,031	204,540	96,510
22 Water Filter	148,760	-	-	148,760	15%	9,044	-	9,044	97,512	51,248
23 Xerox Machine	589,225	-	-	589,225	15%	48,459	-	48,459	314,622	274,603
24 Punching Machine	18,000	-	-	18,000	15%	1,580	-	1,580	9,048	8,952
<b>Total</b>	<b>65,926,252</b>	<b>791,060</b>	<b>174,225</b>	<b>66,891,537</b>		<b>3,037,107</b>	<b>13,067</b>	<b>3,050,174</b>	<b>50,285,392</b>	<b>16,606,145</b>



*Wate*  
**Principal**  
HSBPV Trust's, Group of Institutions  
Kashib. Tal. Shrigonda, Dist. Ahmednagar



**PRINCIPAL**  
**H.S.B.P.V.T.'S GROUP OF INSTITUTION'S**  
**PARIKRAMA COE KASHTI**