

## NAAC DVV CLARIFICATIONS

**Key Indicator – 4.1.2** Percentage of expenditure for infrastructure development and augmentation excluding salary during the last five year


4.1.2.1. Expenditure for infrastructure development and augmentation, excluding salary year wise during last five years (INR in lakhs)

**HEI Input:** CA Certificate of expenditure for infrastructure development and augmentation and Audited income and expenditure statement highlighting the items of expenditure incurred on infrastructure development and augmentation of 5 years collected and hosted on the institutional website.

DVV Clarifications	HEI response
<ol style="list-style-type: none"><li>1. Provide the consolidated fund allocation towards infrastructure augmentation facilities duly certified by Principal and CA.</li><li>2. Highlight the relevant items in the audited income and expenditure statement</li></ol>	<ol style="list-style-type: none"><li>1. CA Certificate of expenditure for infrastructure development and augmentation.</li><li>2. Audited income and expenditure statement highlighting the items of expenditure incurred on infrastructure development and augmentation of 5 years.</li></ol>

### List of Documents Uploaded

Sr No	Document
1	CA Certificate of expenditure for infrastructure development and augmentation.
2	Audited income and expenditure statement highlighting the items of expenditure incurred on infrastructure development and augmentation of 5 years.



### HSBPVT's GOI

### Faculty of Engineering, Kashti

## NAAC Criteria IV

### 4.1.2 Percentage of expenditure, excluding salary for infrastructure augmentation during last five years (INR in Lakhs)

#### Index- 4.1.2

Sr. No.	Details of Documents	Page No.
1.	Expenditure Summary	02
2.	Audit Report 2021 - 22	03
3.	Audit Report 2020 - 21	09
4.	Audit Report 2019 - 20	14
5.	Audit Report 2018 - 19	18
6.	Audit Report 2017 - 18	21



*Weti*  
Principal  
HSBPV Trust's, GOI, Faculty of Engineering  
Kashti, Tal. Shrigonda, Dist. Ahmednagar

Office Address :  
Flat No.3, Adity "C" Apartment, Vaiduwadi Chowk,  
Savedi, Ahmednagar- 414003 Tel. : 2429125


**CERTIFICATE**  
**TO WHOMSOEVER IT MAY CONCERN**

This is to certify that expenditure for infrastructure development & augmentation excluding salary year wise during last five years (INR in lakhs) of **M/s. MA.NA.SHREE BABANRAO PACHPUTE VICHARDHARA TRUST's, College of Engineering** address: - A/P: Kashti, Tal- Shrigonda, Dist- Ahmednagar as under,

Sr.No	Year	Expenditure (in lakhs)
1	2021-22	3.12
2	2020-21	78.99
3	2019-20	12.46
4	2018-19	10.02
5	2017-18	24.40

This certificate is issued on the basis of documents, books of accounts and information produced before us.

For Prasad R. Kulkarni & Co.  
(Chartered Accountant)




Prasad R. Kulkarni  
Partner  
Membership No. 114226  
UDIN : 23114226BGVKPL8853



Place : Ahmednagar

Date : 13/09/2023



  
Principal  
HSBPV Trust's, GOI, Faculty of Engineering  
Kashti, Tal. Shrigonda, Dist. Ahmednagar

Ma.Na. Babanrao Pachpute Vaidhartha Trust's  
College of Engineering  
Income & Expenditure Account  
For the year ended 31st Mar 2022

Expenditure	Amount	Amount	Income	Amount	Amount
<b>To Expenses</b>			<b>By Incomes</b>		
Salary for Teaching Staff	17982984		Tuition Fee	55958916	
Salary for Non Teaching Staff	4470702		University Fee	1453100	
Salary Arrears	6368		Development Fee	6505792	63920138
Provident Fund Adm Expenses	45977				
Provident Fund Expenses	1131924				
Gratuity	145871		<b>Indirect Incomes</b>		
Administrative Exp	17458		By Other Misc.	51291	
Advertisement Exp.	114000				
Affiliation Fee	280000		By Intrest Received	41681	93978
A R A Expenses	62959				
Bank Charges	876				
Building Repairing and Maintance	250000				
Electricity Expenses	37735				
Eligibility Expenses	210350				
F C Exp	-37015				
Function Exp.	522				
Garden Expenses	10766				
Gym & Sport Expenses	26022				
Honorium Expenses	114200				
Interest Paid	942714				
Internet Expenses	4954				
PNS Expenses	5000				
Printing & Stationery	19485				
Professional Fees	105250				
Refreshment Exp	15705				
Registration Fee	500				
Reparing & Maintenance Exps	321785				
<b>SOFTWARE RENEWAL FEE</b>	7800				
Staff Traning Exp	149063				
Student Traning Expences	35240				
Traveling Exp.	136103				
University Expenses	6187				
University Pro-Reta Exp	175040				
		26796525			
		1688229			
<b>Depriciation A/c</b>		35531362			
		64016116			
<b>To Surplus</b>					
<b>Total</b>			<b>Total</b>		64016116

Examined & Found correct as per own date report

For Prasad R. Kulkarni & Co  
Chartered Accountants

*(Signature)*

C.A. Prasad R. Kulkarni  
Partner

Mem No.114226  
Date: 27/09/2022



Principal





*(Signature)*  
Principal  
HSBPV Trust's GOI, Faculty of Engineering  
Kashib, Tal. Shrigonasa, Dist. Ahmednagar

**Ma.Na. Babanrao Pachpute Vichardhara Trust's  
Institute of Management  
Income & Expenditure Account  
For the year ended 31st Mar 2022**

Expenditure	Amount	Amount	Income	Amount	Amount
<b>To Expenses</b>					
Salary for Non Teaching Staff	32,04,947		<b>By Income</b>		
Salary for Teaching Staff	93,23,734		Development Fees	24,24,113	
Provident Fund Adm Charges Expenses	11,422		Tuition Fees	1,87,04,118	2,11,28,231
Provident Fund Expenses	2,84,343				
Gratuity Exp.	6,53,294				
Advertisement Expenses	6,86,625				
Admission Process Fee	1,35,021				
Affiliation expenses	5,14,615				
Audit fee	3,07,000				
Building Rent	10,80,000				
Bank Charges	1,220		<b>By Interest Income</b>		57,111
Cleaning Expenses	3,30,000				
Electricity Expenses	8,44,253		<b>By Deficit</b>		25,71,216
Eligibility remuneration Exp.	18,380				
Exam Remuneration	11,640				
Fuel Expenses	3,47,335				
Garden Expenses	8,50,035				
Guest Lecture Remuneration	78,532				
Generator maintenance and fuel Exp.	3,50,000				
Office Expense	90,088				
Interest on Loan	8,70,345				
Internet Exp.	6,19,500				
Postage & Stamp Expenses	908				
Printing & Stationary Expenses	80,485				
Processing fees Exp.	72,369				
Professional Fees Exp.	23,500				
Corporation Taxes/ Municipal Tax Exp.	9,53,790				
Refreshment Expenses	3,323				
Repairs & Maintenance to Building Exp.	7,63,023				
Repairs & Maintenance to Other Exp.	4,83,285				
Travelling Expenses	1,27,466				
Water charges/ Expenses	2,45,900				
University Expenses	1,67,894	2,35,34,272			
<b>To Depreciation</b>		2,22,898			
<b>By Surplus</b>					
<b>Total</b>		<b>2,37,57,170</b>	<b>Total</b>		<b>2,37,57,170</b>

Examined & Found correct as per even date report  
For Prasad R. Kulkarni & Co.  
Chartered Accountants

*(Signature)*  
C.A. Prasad R. Kulkarni  
Partner  
Mem No.114226  
Date: 27/09/2022




*(Signature)*  
Principal  
HSBPV Trust's, GOI, Faculty of Engineering  
Kashib, Tal. Shrigonda, Dist. Ahmednagar

**Ma.Na. Babanrao Pachpute Vichardhara Trust's  
College of Engineering  
Balancesheet  
As on 31st Mar 2022**

Liabilities	Amount	Amount	Assets	Amount	Amount
Inter Branch Account			<b>Fixed Assets</b>		
D Pharmacy	(1)		Gross Block	6,87,31,857	
Faculty of Pharmacy	3,44,599		Less: Accumulated Depreciation	5,89,32,427	97,99,430
Group of Institution	(40,94,286)				
HSBPVTrust	13,62,66,278		<b>Investments</b>		
Institute of Management	7,49,535		Saiseva Patsanstha Shares	2,50,000	
Parikrama Hostel	17,54,010		Gas Deposit	23,100	
Parikrama Polytechnic	(18,71,301)		Mahavitaran Deposit	25,000	2,98,100
Parikrama Public School	(1,04,990)		Loans & Advances		(5,893)
Parikrama Science College	100				
Parikrama Transport	4,79,646	13,35,23,590	<b>Other Current Asset</b>		
Secured Loan		9,27,90,273	Sundry Debtors	6,15,57,949	6,15,57,949
<b>Current Liabilities</b>			<b>Cash &amp; Bank Balances</b>		
Sundry Creditors	57,20,332		Cash In Hand	75,800	
IT Payable	3,02,350		Dhanvantari GBS Pathsanstha		
PF Payable	1,18,178		Indusind bank	18,470	
PT Payable	1,27,325		Union Bank Of India	13,20,812	14,15,082
Unpaid salary	6,131				
Salary Payable	46,23,480		<b>Misc. Exp. (Asset)</b>		
Excess fee	1,42,230		Income & Exp A/c	20,18,37,086	
Provisional fee	1,13,502		Add: Deficit (Surplus)	(3,55,31,362)	16,63,05,723
Security Deposit	19,03,000	1,30,56,528			
<b>Total</b>		<b>23,93,70,391</b>	<b>Total</b>		<b>23,93,70,391</b>

Examined & Found correct as per given date report  
For Prasad R. Kulkarni &  
Chartered Accountants

*Prasad R. Kulkarni*  
C.A. Prasad R. Kulkarni  
Partner  
Mem No.114226  
Date: 27/09/2022



Principal




*Wet*  
Principal  
HSBPV Trust's GOI, Faculty of Engineering  
Kashib, Tal. Shrigonda, Dist. Ahmednagar

**Ma. Na. Babanrao Pechpata Vichardhara Trust's  
College of Engineering  
Receipt & Payment A/c  
For the Year Ended 31st March 2022**


Receipts	Amount	Amount	Payments	Amount	Amount
To Opening Balance					
Cash in Hand	75800		Secured Loans	1395860	
Bank Accounts	1941806	2017606	Excess Fee	34486	
			Provisional Fee	2500	
Excess Fee	231546		Security Deposit	22000	
Provisional Fee	28000		Duties & Taxes	2506186	
Sundry Creditors	11000		Provisions	39972730	
Loans & Advances (Asset)	165834		Sundry Creditors	1346205	
Sundry Debtors	20776164		Library Books	13570	
D Pharmacy	499999		Loans & Advances (Asset)	1564977	
Faculty of Pharmacy	893055		Sundry Debtors	229869	
Group of Institution	383430		D Pharmacy	508000	
HSBPVTrust	15038244		Faculty of Pharmacy	500000	
Institute of Management	21058115		HSBPVTrust	8699356	
Parikrama Polytechnic	3821449		Institute of Management	200000	
Parikrama Public School	120000		Parikrama Polytechnic	3779999	
Admission Cancel	5000		Parikrama Science College	16200	
Bonafide & Lc Fee	24444		Neet Exam	219731	
Civil Testing Fee	18950		University Exam Fee	1051500	
Intrest Received	44684		Administrative Exp	16820	
Neet Exam	219731		Advertisement Exp.	17024	
University Exam Fee	1052340		Affiliation Fee	280000	
Advertisement Exp.	3024		A R A Expenses	62959	
Exam Expense	71019		Ariars of Salary	4562	
F C Exp	74690	64540718	Bank Charges	876	
			Eligibility Expenses	210350	
			E P F Adm Charges	4977	
			Exam Expense	71019	
			F C Exp	37675	
			Function Exp.	522	
			Garden Expenses	10766	
			Gratuity Expenses	145871	
			Gym & Sport Expenses	18042	
			Honorium Expenses	94200	
			Interest Paid	157074	
			PNS Expenses	5000	
			Printing & Stationery	19485	
			Professional Fees	27750	
			Providend Fund Expenses	1131924	
			Refreshment Exp	15705	
			Registration Fee	500	
			Repairing & Maintenance Exps	257349	
			SOFTWARE RENEWAL FEE	7800	
			Staff Training Exp	149063	
			Student Training Expenses	35240	
			Travelling Exp.	129393	
			University Expenses	7887	
			University Pro-Reta Exp	175040	65143242
			By Closing Balance		
			Cash in Hand	75800	
			Bank Accounts	1339282	1415082
<b>Total</b>		<b>6,65,58,324</b>	<b>Total</b>		<b>6,65,58,324</b>

Examined & Found correct as per Prasad R. Kulkarni & Co. Chartered Accountants

  
**Prasad R. Kulkarni & Co.**  
 Chartered Accountants  
 Ahmednagar  
 FRN No. 123742W  
 C.A. Prasad R. Kulkarni  
 Partner  
 Mem No. 114226  
 Date: 27/09/2022

Principal



  
 Principal  
 HSBPV Trust's, GOI, Faculty of Engineering  
 Kashib, Tal. Shrigonda, Dist. Ahmednagar

**Ma.Na. Babarao Pachpute Vichardhara Trust's**  
**College of Engineering**  
**Fixed Assets and Depreciation**  
**For the Year 2021-22**

Sr. Assets	Gross Block			Rate of Dep	Depreciation			Closing WDV		
	Opening	Additions			Opening Bal.	Current Depreciation			Closing Bal	
		Before 1.10	After 1.10			Before 1.10	After 1.10			Total
1 Basic Civil Eng. Lab Equipments	27,18,695	-	-	15%	19,34,147	1,17,682	-	1,17,682	20,51,829	6,66,866
2 Chemistry Lab. Equipments	13,213	-	-	15%	11,333	282	-	282	11,615	1,598
3 Computer Lab. Equipments	2,17,70,430	-	-	40%	2,15,79,131	76,520	-	76,520	2,16,55,651	1,14,779
4 Electronics Lab. Equipment	10,58,369	-	-	15%	8,81,234	26,570	-	26,570	9,07,804	1,50,565
5 E & TC Lab	44,22,498	-	-	15%	32,05,477	1,82,553	-	1,82,553	33,88,030	10,34,468
6 Graphic Lab	25,341	-	-	15%	19,911	815	-	815	20,726	4,615
7 Mechronis Lab	8,72,156	-	-	15%	6,85,301	28,028	-	28,028	7,13,329	1,58,827
8 Metrology & Quality Control Lab	7,30,357	-	-	15%	5,73,881	23,471	-	23,471	5,97,352	1,33,005
9 Refrigeration & Air Lab	4,10,400	-	-	15%	3,22,474	13,189	-	13,189	3,35,663	74,737
10 Strength Material Lab	1,72,125	-	-	15%	1,38,238	5,083	-	5,083	1,43,321	28,804
11 Mechanics Lab. Equipments	13,30,251	-	-	15%	10,46,268	42,597	-	42,597	10,88,865	2,41,386
12 Physics Lab Equipments	8,22,118	-	-	15%	7,01,386	18,110	-	18,110	7,19,496	1,02,622
13 Workshop Equipment	16,80,637	-	-	15%	14,31,276	37,404	-	37,404	14,68,680	2,11,957
14 Lab Equipment	1,93,12,609	-	1,64,000	15%	1,44,60,242	7,27,855	12,300	7,40,155	1,52,00,597	42,76,212
15 Liabrary Books	46,06,151	-	13,570	15%	35,10,656	1,64,324	1,018	1,65,342	36,75,998	9,43,723
16 Printers	2,61,905	-	-	40%	2,58,738	1,267	-	1,267	2,60,005	1,900
17 Furniture & Fixtures	36,08,357	-	-	10%	21,16,260	1,49,210	-	1,49,210	22,65,470	13,42,887
18 Softwares	32,48,952	-	-	40%	32,31,535	6,967	-	6,967	32,38,502	10,450
19 Projector LCD	2,16,248	-	-	40%	2,16,119	52	-	52	2,16,171	77
20 Walky Talky Unit	1,20,440	-	-	15%	1,01,797	2,796	-	2,796	1,04,593	15,847
21 Samsung AC	3,01,050	-	-	15%	2,41,781	8,890	-	8,890	2,50,671	50,379
22 Water Filter	2,44,760	-	-	15%	1,43,927	15,125	-	15,125	1,59,052	88,708
23 Xerox Machine	5,89,225	-	-	15%	4,20,584	25,296	-	25,296	4,45,880	1,43,345
24 Punching Machine	18,000	-	-	15%	12,502	825	-	825	13,327	4,673
<b>Total</b>	<b>6,85,54,287</b>	<b>-</b>	<b>1,77,570</b>		<b>5,72,44,198</b>	<b>16,74,911</b>	<b>13,318</b>	<b>16,88,229</b>	<b>5,89,32,427</b>	<b>97,99,430</b>



*Neti*  
**Principal**  
 HSBPV Trust's GOI, Faculty of Engineering  
 Kashi, Tal. Shrigonda, Dist. Ahmednagar



Ma.Na. Babanrao Pachpute Vichardhara Trust's  
College of Engineering

Calculation of Depreciation for fixation of fee for the Academic Years 2022-23


Sr. No.	Item	Rate of Depreciation	Opening WDV as on 01/04/2020	(Add) Addition		(Less) Deductions	Net Value	Depreciation	Net Value Depreciation (Closing WDV)
				Addition upto 30th Sept. C1	Addition from 1st Oct. C2				
		A	B		C2	D	E	F	G
1	Equipments and Machinery	15%	10,821,491				10,821,491	1,623,224	9,198,267
2	Computer, Printers and Software	25%	1,027,269	17,692			1,044,961	261,240	783,721
3	Liabrary Books	25%	591,409				591,409	147,852	443,557
4	Furniture & Fixtures	15%	1,571,300				1,571,300	235,695	1,335,605
	<b>Total</b>		<b>14,011,468</b>	<b>17,692</b>			<b>14,029,160</b>	<b>2,268,011</b>	<b>11,761,149</b>

Explanation :-

- (A) Basis of computation of depreciation should be Written Down Value (WDV) method  
(b) Calculation of depreciation shall be as per applicable income tax rules

Date:- 15/02/2022

Signature & seal of the certifying Chartered Accountant & Auditors



*(Signature)*



*(Signature)*  
Principal  
HSBPV Trust's, GOI, Faculty of Engineering  
Kashib, Tal. Shrigonda, Dist. Ahmednagar

**Ma.Na. Babanrao Pachpute Vichardhara Trust's**  
**College of Engineering**  
**Income & Expenditure Account**  
**For the year ended 31st Mar 2021**

Expenditure	Amount	Amount	Income	Amount	Amount
Expenses			By Incomes		
Salary for Teaching Staff	29158282		Tuition Fee	43119979	
Salary for Non Teaching Staff	4003216		Development Fee	4494177	47614156
Salary Arrears	3093989				
Provident Fund Adm Expenses	49526				
Provident Fund Expenses	1574606				
Audit Fee	150900				
AICTE Approval Fee	37000				
ARA Expenses	69000				
Administrative expense	7650				
Honorium Expenses	56000		Indirect Incomes		
Advertisement Exp.	220554		By Discount	12320	
Affiliation Fee	85000				
Gratuity	7210869		By Interest Received	24379	39999
<b>Gardning Expenses</b>	<b>155172</b>				
Exam Expenses	170290				
Bank Charges	120974				
Electricity Expenses	1664407				
Eligibility Expenses	141000				
Labour and Wages charges	1756490				
Processing fees	120000				
Interest on working capital	12495739				
Internet Expenses	854236		By Deficit		25994590
Laboratories Maintenance Exp.	25906				
Corporation Tax	247562				
Misc. Expenses	485117				
Fuel/ Generator charges	290952				
Postage & Stamp Expenses	49215				
Printing & Stationery.	484693				
Professional Fee	68500				
	<b>125730</b>				
<b>Gymkhana and Sport expenses</b>	<b>8730</b>				
Refreshment Exp	495060				
<b>Office Expenses</b>	<b>684451</b>				
Repairing & Maintenance Exps	7117357				
<b>Building Repairs and Maintenance</b>	<b>349550</b>				
Student Welfare expenses	6000				
<b>Workshop expenses</b>	<b>209603</b>				
Telephone Exp	36110				
Transport Charges	115453				
Traveling Exp.	1254076				
University Exam Expenses	138224				
University Expenses		75687391			
		2002304			
Depreciation A/c		77689695			
<b>Total</b>			<b>Total</b>		<b>77689695</b>


Examined & Found correct as per even date report  
 For Prasad R. Kulkarni & Co.  
 Chartered Accountants

*(Signature)*  
 C.A. Prasad R. Kulkarni  
 Partner  
 Mem No.114226  
 Date: 15/02/2022



Principal

S.T = 32-55-32-71




*(Signature)*  
 Principal  
 HSBPV Trust's, GOI, Faculty of Engineering  
 Kashib, Tal. Shrigonda, Dist. Ahmednagar

**Ma.Na. Babanrao Pachpute Vichardhara Trust's  
College of Engineering  
Balancesheet  
As on 31st Mar 2021**


Liabilities	Amount	Amount	Assets	Amount	Amount
Enter Branch Account			<b>Fixed Assets</b>		
D Pharmacy			Gross Block	68,554,287	
Faculty of Pharmacy	44,599		Less: Accumulated Depreciation	57,244,198	11,310,089
Group of Institution	(4,270,658)				
HSBPVT Trust	121,137,426		<b>Investments</b>		
Institute of Management	1,470,369		Saiseva Patsansta Shares	250,000	
Parikrama Hostel	1,754,010		Gas Deposit	23,100	273,100
Parikrama Polytechnic	(1,907,202)				
Parikrama Public School	(224,990)		<b>Loans &amp; Advances</b>		22,898
Parikrama Science Collage	16,300				
Parikrama Transport	479,646	118,499,500	<b>Other Current Asset</b>		
Secured Loan		98,475,666	Sundry Debtors	39,353,389	39,353,389
<b>Current Liabilities</b>			<b>Cash &amp; Bank Balances</b>		
Sundry Creditors	6,049,872		Cash In Hand	75,800	
IT Payable	1,403,842		Dhanvantari GBS Pathsanstha	-	
PP Payable	93,542		Indusind bank	931,043	
PT Payable	15,700		Union Bank Of India	1,010,763	2,017,606
Gratuity Payable	10,441,369				
ARA expenses payable	69,000		<b>Misc.Exp.(Asset)</b>		
Salary Payable	17,978,823		Income & Exp A/c	171,932,396	
Excess fee	223,720		Add: Deficit (Surplus)	29,904,690	201,837,086
Provisional fee	54,002				
Unpaid salary	6,131				
Security Deposit	1,503,000	37,839,001			
<b>Total</b>		<b>254,814,167</b>	<b>Total</b>		<b>254,814,167</b>

Examined & Found correct as per even date report  
For Prasad R. Kulkarni & Co.  
Chartered Accountants

C.A. Prasad R. Kulkarni  
Partner  
Mem No.114226  
Date: 15/02/2022



Principal



*Wkt*  
Principal  
HSBPVT Trust's, GOI, Faculty of Engineering  
Kashi, Tal. Shrigonda, Dist. Ahmednagar

**Ms. Ms. Babasaheb Pichipati Vicharnthara Trust's  
College of Engineering  
Receipt & Payment A/c  
For the Year ended 31st March 2021**

Receipts	Amount	Amount	Payments	Amount	Amount
To Opening Balance					
Bank Accounts	227227	227227	AK 111 Appraisal Fee	57111	
Secured Loans	12000000		PF Payable	441111	
Excess fee	170910		ST Payable	411111	
Sundry Creditors	2000		Security Deposit	4111	
Investments	5015000		Excess fee	92	
Loans & Advances (Asset)	242857		Salary Payable	9635740	
Sundry Debtors	22630016		Sundry Creditors	175528	
D Pharmacy	563702		Investments	411111	
Faculty of Pharmacy	500000		Loans & Advances (Asset)	4411111	
Group of Institution	782762		Sundry Debtors	788150	
HSBPV Trust	4586476		D Pharmacy	117104	
Institute of Management	10192571		Faculty of Pharmacy	471006	
Parikrama Polytechnic	1159428		HSBPV Trust	476328	
Parikrama Public school	200000		Institute of Management	711872	
Exam grant received	419561		Parikrama Hotel	19911	
Intrest Received	24579		Parikrama Polytechnic	1154008	
Other Fee	8950		Parikrama Public school	711111	
University Exam Fee	1308849		Parikrama Science college	28044	
Staff Resigning expense	37721	64783951	Parikrama Transport	144371	
			University Exam Fee	1244074	
			Administrative Exp	7811	
			Advertisement Exp.	7554	
			Affiliation Fee	85111	
			PF Admin charges	32213	
			Bank Charges	125079	
			Eligibility Expenses	141111	
			Exam Expense	303387	
			Honorarium expenses	58111	
			Laboratory expenses	25116	
			Interest	2079213	
			Internet Charges Exp.	2657	
			Postage & Stamp Expenses	2713	
			Printing & Stationery	4306	
			Processing Fee	120000	
			Professional Fees	68511	
			Provident fund expenses	957247	
			Refreshment Exp	8100	
			Reparing & Maintenance Exps	24037	
			Staff training expenses	5560	
			Telephone Exp	1155	
			Traveling Exp.	2395	
			University Pro-Rata Exp	138224	
			Workshop Expenses	6000	
			Website design and development	16667	62993572
			Closing Balance		
			Cash in Hand	75800	
			Bank Accounts	1941806	2017806
<b>Total</b>		<b>65,011,177</b>	<b>Total</b>		<b>65,011,177</b>

Examined & Found correct as per given date report

For Prasad R. Kulkarni & Co.

Chartered Accountants


C.A. Prasad R. Kulkarni

Partner

Mem No.114226

Date: 15/02/2022



Principal



Principal  
HSBPV Trust's, GOI, Faculty of Engineering  
Kashib, Tal. Shrigonda, Dist. Ahmednagar

**Ma.Na. Babanrao Pachpute Vichardhara Trust's**  
**College of Engineering**  
**Fixed Assets and Depreciation**  
**For the Year 2020-21**

Sr. Assets	Gross Block				Rate of Dep	Depreciation			Closing Bal	Closing WDV
	Opening	Additions		Closing		Current Depreciation		Total		
		Before 1.10	After 1.10			Before 1.10	After 1.10			
1 Basic Civil Eng. Lab Equipments	2,718,695	-	2,718,695	15%	138,450	-	138,450	1,934,147	784,548	
2 Chemistry Lab. Equipments	13,213	-	13,213	15%	332	-	332	11,333	1,880	
3 Computer Lab. Equipments	21,770,430	-	21,770,430	40%	127,533	-	127,533	21,579,131	191,299	
4 Electronics Lab. Equipment	1,058,369	-	1,058,369	15%	31,259	-	31,259	881,234	177,135	
5 E & TC Lab	4,422,498	-	4,422,498	15%	214,768	-	214,768	3,205,477	1,217,021	
6 Graphic Lab	25,341	-	25,341	15%	958	-	958	19,911	5,430	
7 Mechatronics Lab	872,156	-	872,156	15%	32,975	-	32,975	685,301	186,855	
8 Metrology & Quality Control Lab	730,357	-	730,357	15%	27,613	-	27,613	579,881	156,476	
9 Refrigeration & Air Lab	410,400	-	410,400	15%	15,516	-	15,516	322,474	87,926	
10 Strength Material Lab	172,125	-	172,125	15%	5,980	-	5,980	138,238	33,887	
11 Mechanics Lab. Equipments	1,330,251	-	1,330,251	15%	50,115	-	50,115	1,046,268	283,983	
12 Physics Lab Equipments	822,118	-	822,118	15%	21,306	-	21,306	701,386	120,732	
13 Workshop Equipment	1,680,637	-	1,680,637	15%	44,005	-	44,005	1,431,276	249,361	
14 Lab Equipment	19,312,609	-	19,312,609	15%	856,300	-	856,300	14,460,242	4,852,367	
15 Library Books	4,606,151	-	4,606,151	15%	193,323	-	193,323	3,510,656	1,095,495	
16 Printers	261,905	-	261,905	40%	2,112	-	2,112	258,738	3,167	
17 Furniture & Fixtures	3,608,357	-	3,608,357	10%	165,789	-	165,789	2,116,260	1,492,097	
18 Softwares	3,231,260	17,692	3,248,952	40%	11,611	-	11,611	3,231,535	17,417	
19 Projector LCD	216,248	-	216,248	40%	86	-	86	216,119	129	
20 Walky Talky Unit	120,440	-	120,440	15%	3,290	-	3,290	101,797	18,643	
21 Samsung AC	301,050	-	301,050	15%	10,459	-	10,459	241,781	59,269	
22 Water Filter	244,760	-	244,760	15%	17,794	-	17,794	143,927	100,833	
23 Xerox Machine	589,225	-	589,225	15%	29,760	-	29,760	420,584	168,641	
24 Punching Machine	18,000	-	18,000	15%	970	-	970	12,502	5,498	
<b>Total</b>	<b>68,536,595</b>	<b>17,692</b>	<b>68,554,287</b>		<b>2,002,304</b>	<b>2,002,304</b>	<b>2,002,304</b>	<b>57,244,198</b>	<b>11,310,089</b>	




*Veti*  
**Principal**  
 HSBPV Trust's, GOI, Faculty of Engineering  
 Kashh, Tal. Shrigonda, Dist. Ahmednagar

**Ma.Na. Babanrao Pachpute Vichardhara Trust's  
College of Engineering**

**Calculation of Depreciation for fixation of fee for the Academic Years 2020-21 and 2021-22**

Sr. No.	Item	Rate of Depreciation	Opening WDV as on 01/04/2019	(Add) Addition		(Less) Deductions	Net Value	Depreciation	Net Value Depreciation (Closing WDV)
				Addition upto 30th Sept.	Addition from 1st Oct.				
		A	B	C1	C2	D	E	F	G
1	Equipments and Machinery	15%	12,379,318	331,000	19,157	-	12,729,475	1,907,984	10,821,491
2	Computer, Printers and Software	25%	1,145,215	224,477	-	-	1,369,692	342,473	1,027,219
3	Liabrary Books	25%	616,504	844	146,741	-	764,089	172,680	591,409
4	Furniture & Fixtures	15%	1,256,099	-	544,450	-	1,800,549	229,249	1,571,300
	<b>Total</b>		<b>15,397,135</b>	<b>556,321</b>	<b>710,348</b>	<b>-</b>	<b>16,663,804</b>	<b>2,562,336</b>	<b>14,011,468</b>




*[Signature]*

Signature & seal of the certifying Chartered Accountant

**Explanation :-**

(A) Basis of computation of depreciation should be Written Down Value (WDV) method  
(b) Calculation of depreciation shall be as per applicable income tax rules

Date:- 26/12/2020




*[Signature]*  
Principal  
HSBPV Trust's, GOI, Faculty of Engineering  
Kashib, Tal. Shrigonda, Dist. Ahmednagar

**Ma.Na. Babanrao Pachpute Vichardhara Trust's**  
**College of Engineering**  
**Income & Expenditure Account**  
**For the year ended 31st Mar 2020**


Expenditure	Amount	Amount	Income	Amount	Amount
<b>To Expenses</b>			<b>By Incomes</b>		
Salary for Teaching Staff	37476706		Tuition Fee	27790306	
Salary for Non Teaching Staff	5408713		University Fee(Library, Gym, etc)	155150	
Provident Fund Adm Expenses	53531		Development Fee	2800032	30835488
Provident Fund Expenses	1342940				
Gratuity Expenses	3230500				
Honorium Expenses	71700				
Advertisement Exp.	107970				
Affiliation Fee	85000				
AICTE Approval Expenses	66683				
Annual Social Gathering Expenses	203700				
ARA Processing Expenses	61900				
Audit Expenses	9000				
Bank Charges	856767				
Electricity Expenses	2079801				
Eligibility Expenses	118000		<b>Indirect Incomes</b>		
Fuel Expenses	416041		By Intrest Received	19041	19041
<b>Garden Expenses</b>	<b>54063</b>				
<b>Gym &amp; Sport Expenses</b>	<b>112820</b>		<b>By Deficit</b>		<b>34745598</b>
Interest on working capital	7829044				
Internet Expenses	767430				
Laboratories Maintenance Exp.	46800				
Postage & Stamp Expenses	489				
Printing & Stationery	163182				
Professional Fee	44380				
Refreshment Exp	88929				
<b>Reparing &amp; Maintenance Exps</b>	<b>919484</b>				
<b>Software Expenses</b>	<b>130052</b>				
Staff Welfare Expenses	34580				
Student Traning Expenses	269815				
Subcription Fee	29500				
Telephone Exp	3402				
Traveling Exp.	196990				
Water Charges	898300				
<b>Workshop Expenses</b>	<b>30225</b>				
Xerox and Maintenance	34264	63242704			
		2357423			
Depriciation A/c		65600127			
<b>Total</b>			<b>Total</b>		<b>65600127</b>

Examined & Found correct as per even date report  
 For Prasad R. Kulkarni & Co.  
 Chartered Accountants

C.A. Prasad R. Kulkarni  
 Partner  
 Mem No.114226  
 Date: 16/12/2020



*W. S. Patil*  
 Principal  
**PRINCIPAL**  
**H.S.B.P.V.T.'S GROUP OF INSTITUTION'S**  
**PARIKRAMA COE KASHI**




*W. S. Patil*  
 Principal  
 HSBPV Trust's, GOI, Faculty of Engineering  
 Kashi, Tal. Shrigonda, Dist. Ahmednagar

**Ma.Na. Babanrao Pachpute Vichardhara Trust's**  
**College of Engineering**  
**Balance sheet**  
**As on 31st Mar 2020**

Liabilities	Amount	Amount	Assets	Amount	Amount
<b>Inter Branch Account</b>			<b>Fixed Assets</b>		
D Pharmacy	63,702		Gross Block	68,536,595	
Faculty of Pharmacy	3,821,519		Less: Accumulated Depreciation	55,241,894	13,294,701
Group of Institution	(4,411,658)		<b>Investments</b>		
HSBPVT Trust	95,964,620		Dhanvantari Shares	5,595,000	
Institute of Managment	(1,126,449)		Gas Deposit	23,100	5,618,100
Parikrama Hostel	1,773,810		<b>Loans &amp; Advances</b>		51,050
Parikrama Polytechnic	(3,169,919)		<b>Other Current Asset</b>		
Parikrama Public School	(294,340)		Sundry Debtors	21,698,542	21,698,542
Parikrama Science Collage	32,589		<b>Cash &amp; Bank Balances</b>		
Parikrama Transport	581,350	93,235,225	Cash In Hand	75,800	
<b>Secured Loan</b>		76,042,187	Dhanvantari GBS Pathsanstha	2,347	
<b>Current Liabilities</b>			Dhanwantari Exam A/c	110,281	
Sundry Creditors	5,865,531		Union Bank Of India	38,799	227,227
IT Payable	1,736,940		<b>Misc.Exp.(Asset)</b>		
PF Payable	238,010		Income & Exp A/c	137,158,495	
PT Payable	183,200		Add: Deficit (Surplus)	34,745,598	171,904,093
Provision	31,162,621				
Security Deposit	4,330,000	43,516,302			
<b>Total</b>		<b>212,793,713</b>	<b>Total</b>		<b>212,793,713</b>


Examined & Found correct as per even date report  
For Prasad R. Kulkarni & Co.  
Chartered Accountants

C.A. Prasad R. Kulkarni  
Partner  
Mem No.114226  
Date: 16/12/2020



Wetli  
Principal **PRINCIPAL**

**H.S.BPVT.'S GROUP OF INSTITUTION'S**  
**PARIKRAMA COE KASHTI**



Wetli  
Principal  
HSBPVT Trust's, GOI, Faculty of Engineering  
Kasht, Tal. Shrigonda, Dist. Ahmednagar





**Ms.No. Babanrao Pachpute Vichardhara Trust's  
Collage of Engineering  
Receipt & Payment A/c  
For the Year Ended 31st March 2020**

Receipts	Amount	Amount	Payments	Amount	Amount
To Opening Balance					
Bank Accounts	1695827	1695827	Secured Loans	20645744	
Secured Loans	40000000		Salary Payable	12772554	
Provisions	44961		RD Payble	561900	
Sundry Creditors	560064		Security Deposit	9000	
Loans & Advances (Asset)	1060122		Duties & Taxes	1289228	
Sundry Debtors	11901759		Salary Expenses	19630384	
D Pharmacy	100000		Sundry Creditors	3723738	
Faculty of Pharmacy	550000		Laibrary Books	844	
Group of Institution	755000		Dhanvantari Shaers Deposit	2000000	
HSBPVTrust	2368300		Loans & Advances (Asset)	2550378	
Institute of Management	12926477		Sundry Debtors	444696	
Discount	2000		Faculty of Pharmacy	300000	
Exam Grant Received	204081		HSBPVTrust	3583250	
Grant for Book Bank(Sama/kalyanna)	142500		Institute of Management	312000	
Intrest Received	19041		Parikrama Transport	307503	
L C Fee	2900		University Exam Fee	1391395	
University Exam Fee	1905756		Administrative Exp	18404	
Affiliation Fee	167600		Advertisement Exp.	52020	
Refreshment Exp	36000	72746561	Affliaction Fee	252600	
			ARA Processing Expenses	61900	
			Audit Exp	9000	
			Bank Charges	401617	
			Eligibility Expenses	118000	
			Exam Expense	810680	
			Garden Expenses	54063	
			Gym & Sport Expenses	12820	
			Interest	2049256	
			Internet Charges Exp.	2800	
			Postage & Stamp Expenses	1424	
			Printing & Stationery	11311	
			Processing Fee	400000	
			Professional Fees	16600	
			Refreshment Exp	91719	
			Reparing & Maintenance Exps	55984	
			Subcription Fee	29500	
			Telephone Exp	3402	
			Traveling Exp.	56514	
			University Expenses	21495	
			University Pro-Reta Exp	104624	
			Workshop Expenses	22550	
			ZEROX& MAINTANCES	34264	74215161
			Closing Balance		
			Cash in Hand	75800	
			Bank Accounts	151427	227227
<b>Total</b>		<b>74,442,388</b>	<b>Total</b>		<b>74,442,388</b>


Examined & Found correct as per even date report


For Prasad R. Kulkarni & Co.  
Chartered Accountants

  
**C.A. Prasad R. Kulkarni**  
 Partner  
 Mem.No.114226  
 Date: 16/12/2020



  
**Principal PRINCIPAL**  
**H.S.B.P.V.T.'S GROUP OF INSTITUTION'S**  
**PARIKRAMA COE KASHTT**



  
**Principal**  
 HSBPV Trust's, GOI, Faculty of Engineering  
 Kashtt, Tal. Shrigonda, Dist. Ahmednagar

Ma.Na. Babarao Pachpute Vichardhara Trust's  
College of Engineering  
Fixed Assets and Depreciation  
For the Year 2019-20

Sr. Assets	Gross Block			Rate of Dep	Closing	Depreciation			Closing Bal	Closing WDV		
	Opening	Additions				Before 1.10	After 1.10	Total			Current Depreciation	
		Before 1.10	After 1.10								Before 1.10	After 1.10
1 Basic Civil Eng. Lab Equipme	2,718,695	-	-	2,718,695	15%	2,718,695	162,882	-	1,795,697	922,998		
2 Chemistry Lab. Equipments	13,213	-	-	13,213	15%	13,213	390	-	11,001	2,212		
3 Computer Lab. Equipments	21,557,748	212,682	-	21,770,430	40%	21,770,430	212,555	-	21,451,598	318,832		
4 Electronics Lab. Equipment	1,058,369	-	-	1,058,369	15%	1,058,369	36,776	-	849,975	208,394		
5 E & TC Lab	4,408,415	-	14,083	4,422,498	15%	4,422,498	250,370	1,056	2,990,709	1,431,789		
6 Graphic Lab	25,341	-	-	25,341	15%	25,341	1,127	-	18,953	6,388		
7 Mechatronics Lab	872,156	-	-	872,156	15%	872,156	38,794	-	652,326	219,830		
8 Metrology & Quality Control	730,357	-	-	730,357	15%	730,357	32,486	-	546,268	184,089		
9 Refrigeration & Air Lab	410,400	-	-	410,400	15%	410,400	18,255	-	306,958	103,442		
10 Strength Material Lab	172,125	-	-	172,125	15%	172,125	7,035	-	132,258	39,867		
11 Mechanics Lab. Equipments	1,330,251	-	-	1,330,251	15%	1,330,251	58,959	-	996,153	334,098		
12 Physics Lab Equipments	822,118	-	-	822,118	15%	822,118	25,066	-	680,080	142,038		
13 Workshop Equipment	1,680,637	-	-	1,680,637	15%	1,680,637	51,771	-	1,387,271	293,366		
14 Lab Equipment	19,072,535	235,000	5,074	19,312,609	15%	19,312,609	1,006,584	381	13,603,942	5,708,667		
15 Library Books	4,458,566	844	146,741	4,606,151	15%	4,606,151	203,485	11,006	3,317,333	1,288,818		
16 Printers	261,905	-	-	261,905	40%	261,905	3,519	-	256,626	5,279		
17 Furniture & Fixtures	3,063,907	-	544,450	3,608,357	10%	3,608,357	126,740	27,223	1,950,471	1,657,886		
18 Softwares	3,219,465	11,795	-	3,231,260	40%	3,231,260	7,558	-	3,219,924	11,336		
19 Projector LCD	216,248	-	-	216,248	40%	216,248	143	-	216,033	215		
20 Walky Talky Unit	120,440	-	-	120,440	15%	120,440	3,870	-	98,507	21,933		
21 Samsung AC	301,050	-	-	301,050	15%	301,050	12,305	-	231,322	69,728		
22 Water Filter	148,760	96,000	-	244,760	15%	244,760	20,934	-	126,133	118,627		
23 Xerox Machine	589,225	-	-	589,225	15%	589,225	35,012	-	390,824	198,401		
24 Punching Machine	18,000	-	-	18,000	15%	18,000	1,141	-	11,532	6,468		
<b>Total</b>	<b>67,269,926</b>	<b>556,321</b>	<b>710,348</b>	<b>68,536,595</b>		<b>68,536,595</b>	<b>2,317,757</b>	<b>39,666</b>	<b>55,241,894</b>	<b>13,294,701</b>		



Principal  
HSBPV Trust's Group of Institutions  
Kashib, Tal. Shrigonda, Dist. Ahmednagar

Ma.Na. Babanrao Pachpute Vichardhara Trust's  
College of Engineering  
Income & Expenditure Account  
For the year ended 31st Mar 2019

Expenditure	Amount	Amount	Income	Amount	Amount
<b>To Expenses</b>			<b>By Incomes</b>		
Salary for Teaching Staff	40045988		Tuition Fee	27329692	
Salary for Non Teaching Staff	6172564		University Fee(Library, Gym, etc)	943680	
PF Expenses	2019690		Development Fee	2466238	30744266
Advertisement Exp.	89046		Photo Copy Exp	4656	
Affiliation Fee	98000				
Alumni Expenses	52800				
Annual Social Gathering Expenses	99500				
<b>Administrative Exp for office</b>	<b>389219</b>				
Audit Expenses	10000				
Audit Fee	48000				
Bank Charges	163197				
Electricity Expenses	1668013		<b>Indirect Incomes</b>		
Eligibility Expenses	120000		By Intrest Received	33893	33893
AICTE Approval Expenses	101416				
<b>Garden Expenses</b>	<b>23170</b>				32052642
<b>Gym &amp; Sport Expenses</b>	<b>41716</b>		<b>By Deficit</b>		
Honorium Expenses	45367				
Interest on working capital	6780335				
Internet Expenses	5600				
Journals & Periodicals Expenses	138095				
Postage & Stamp Expenses	918				
Chemical Expenses	4499				
F C Expenses	93060				
F R A Expenses	50012				
Liabrary Expenses	15000				
Office Expenses	3550				
PNS Expenses	145184				
Practical Exam Expenses	119275				
Printing & Stationery	227104				
Procesing Fee	170000				
Refreshment Exp	39941				
Registration Fee	300				
<b>Reparing &amp; Maintenance Exps</b>	<b>442370</b>				
Staff Traning Exp	2632				
Staff Welfare Expenses	14746				
Student Traning Expences	47300				
Subcription Fee	54500				
Telephone Exp	88808				
Traveling Exp.	235630				
University Expenses	225208				
<b>Workshop Expenses</b>	<b>105705</b>				
ZEROX& MAINTANCES	34264	60231722			
		2599079			
Depreciation A/c					
<b>Total</b>		<b>62830801</b>	<b>Total</b>		<b>62830801</b>

Examined & Found correct as per even date report  
For Prasad R. Kulkarni & Co.  
Chartered Accountants

*(Signature)*  
C.A. Prasad R. Kulkarni  
Partner  
Mem No.114226  
Date: 30/10/2019



Principal

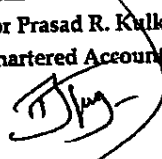



*(Signature)*  
Principal  
HSBPV Trust's, GOI, Faculty of Engineering  
Kashib, Tal. Shrigonda, Dist. Ahmednagar

**Ma.Na. Babanrao Pachpute Vichardhara Trust's  
College of Engineering  
Balancesheet  
As on 31st Mar 2019**


Liabilities	Amount	Amount	Assets	Amount	Amount
<b>Inter Branch Account</b>			<b>Fixed Assets</b>		
D Pharmacy	(50,000)		Gross Block	67,269,926	14,385,455
Trust Account	89,204,251		Less: Accumulated Depreciation	52,884,471	
Faculty of Pharmacy	3,367,024		<b>Investments</b>		
Parikrama Hostel	1,699,510		Dhanvantari Shares	3,345,000	3,368,100
Parikrama Transport	388,050		Gas Deposit	23,100	
Parikrama Polytechnique	(3,188,394)		<b>Loans &amp; Advances</b>		65,305
Institute of Managment	(552,735)				
Parikrama Public School	(294,340)	85,933,553	<b>Other Current Asset</b>		
Group of Institution	(4,659,814)		Sundry Debtors	15,804,304	15,804,304
<b>Secured Loan</b>		45,958,193	<b>Cash &amp; Bank Balances</b>		
<b>Current Liabilities</b>			Dhanvantari GBS Pathsanstha	423,840	
Sundry Creditors	3,787,392		Dhanvantari Exam A/c	1,161,837	1,695,827
RD Payable	561,900		Union Bank Of India	110,150	
Other Liabilities For Expenses	2,144,259		<b>Misc.Exp.(Asset)</b>		
Excess Fee	881,141		Income & Exp A/c	105,105,853	137,158,495
Provisional Fee	920,113		Add: Deficit (Surplus)	32,052,642	
Other Expenses payable	12,772,554				
Unpaid Salary	6,131		<b>Total</b>		<b>172,477,486</b>
Provision	15,396,250	40,585,740			
Security Deposit	4,116,000				
<b>Total</b>		<b>172,477,486</b>			


Examined & Found correct as per even date report  
For Prasad R. Kulkarni & Co.  
Chartered Accountants

  
C.A. Prasad R. Kulkarni  
Partner  
Mem No.114226  
Date: 30/10/2019



Principal



  
Principal  
HSBPV Trust's, GOI, Faculty of Engineering  
Kashib, Tal. Shrigonda, Dist. Ahmednagar

**Ma.Na. Babanrao Pachpute Vichardhara Trust's**  
**College of Engineering**  
**Fixed Assets and Depreciation**  
**For the Year 2018-19**

Sr. Assets	Gross Block				Rate of Dep	Depreciation			Closing WDV	
	Opening	Additions		Closing		Current Depreciation		Closing Bal		
		Before 1.10	After 1.10			Before 1.10	After 1.10			Total
1 Basic Civil Eng. Lab Equipme	2,718,695	-	-	2,718,695	15%	191,626	-	191,626	1,632,815	1,085,880
2 Chemistry Lab. Equipments	13,213	-	-	13,213	15%	459	-	459	10,611	2,602
3 Computer Lab. Equipments	21,462,748	95,000	-	21,557,748	40%	212,470	-	212,470	21,239,043	318,705
4 Electronics Lab. Equipment	1,058,369	-	-	1,058,369	15%	43,265	-	43,265	813,199	245,170
5 E & TC Lab	4,209,314	-	199,101	4,408,415	15%	262,052	14,933	276,985	2,739,283	1,669,132
6 Graphic Lab	25,341	-	-	25,341	15%	1,326	-	1,326	17,826	7,515
7 Mechatronics Lab	872,156	-	-	872,156	15%	45,639	-	45,639	613,532	258,624
8 Metrology & Quality Control	730,357	-	-	730,357	15%	38,219	-	38,219	513,782	216,575
9 Refrigeration & Air Lab	410,400	-	-	410,400	15%	21,476	-	21,476	288,703	121,697
10 Strength Material Lab	172,125	-	-	172,125	15%	8,277	-	8,277	125,223	46,902
11 Mechanics Lab. Equipments	1,330,251	-	-	1,330,251	15%	69,363	-	69,363	937,194	393,057
12 Physics Lab Equipments	822,118	-	-	822,118	15%	29,489	-	29,489	655,014	167,104
13 Workshop Equipment	1,680,637	-	-	1,680,637	15%	60,907	-	60,907	1,335,500	345,137
14 Lab Equipment	18,992,083	42,816	37,636	19,072,535	15%	1,136,602	2,823	1,139,425	12,596,977	6,475,558
15 Library Books	4,454,730	3,836	-	4,458,566	15%	239,245	-	239,245	3,102,842	1,355,724
16 Printers	261,905	-	-	261,905	40%	5,865	-	5,865	253,107	8,798
17 Furniture & Fixtures	3,063,907	-	-	3,063,907	10%	140,822	-	140,822	1,796,548	1,267,360
18 Softwares	3,219,465	-	-	3,219,465	40%	4,732	-	4,732	3,212,366	7,099
19 Projector LCD	216,248	-	-	216,248	40%	238	-	238	215,880	368
20 Walky Talky Unit	120,440	-	-	120,440	15%	4,554	-	4,554	94,637	25,803
21 AC	301,050	-	-	301,050	15%	14,477	-	14,477	219,017	82,033
22 Water Filter	148,760	-	-	148,760	15%	7,687	-	7,687	105,199	43,561
23 Xerox Machine	589,225	-	-	589,225	15%	41,190	-	41,190	355,812	233,413
24 Punching Machine	18,000	-	-	18,000	15%	1,343	-	1,343	10,391	7,609
<b>Total</b>	<b>66,891,537</b>	<b>141,652</b>	<b>236,737</b>	<b>67,269,926</b>		<b>2,581,323</b>	<b>17,756</b>	<b>2,599,079</b>	<b>52,884,471</b>	<b>14,385,455</b>



*Wet*  
**Principal**  
 HSBV Trust's, GOI, Faculty of Engineering  
 Kashib, Tal. Shrigonda, Dist. Ahmednagar

Ma.Na. Babarao Pachpute Vichardhara Trust's  
College of Engineering  
Income & Expenditure Account  
For the year ended 31st Mar 2018

Expenditure	Amount	Amount	Income	Amount	Amount
<b>To Expenses</b>			<b>By Incomes</b>		
Salary for Teaching Staff	37926898		Tuition Fee	27667035	
Salary for Non Teaching Staff	7143266		University Fee(Library, Gym, etc)	961880	
PF Adm Charges	193701		Development Fee	2650106	
PF Expenses	2022175		Photo Copy Exp	3647	31291758
Gratuity Exp	2618023				
Advertisement Exp.	575877				
Affiliation Fee	98000				
Alumni Expenses	2580				
Annual Social Gathering Expenses	297368				
<b>Administrative Exp for office</b>	<b>562708</b>				
ARC Fees Expenses	77700		<b>Indirect Incomes</b>		
Audit Fee Expenses	61800		By Intrest Received	36851	36851
Bank Charges	10686				
Electricity Expenses	1250422				
Eligibility Expenses	111100		<b>By Deficit</b>		
Exam Expense	389402				
AICTE Approval Expenses	100000				
<b>Garden Expenses</b>	<b>210120</b>				
<b>Gym &amp; Sport Expenses</b>	<b>31394</b>				
Honorium Expenses	319400				
Industrial Visit Exp.	36599				
Interest on working capital	3039116				
Internet Expenses	9000				
Journals & Periodicals Expenses	48000				
Postage & Stamp Expenses	13354				
Processing Fee	674647				
Refreshment Exp	89692				
Registration Fee	6200				
Reparing & Maintenance Exps	431192				
<b>Repairs and Main. To building</b>	<b>1447815</b>				
Staff Traning Exp	90725				
Stationery Expenses	393432				
Student Traning Expences	395510				
Subcription Fee	25000				
Telephone Exp	29536				
Traveling Exp.	439596				
University Expenses	246381				
<b>Workshop Expenses</b>	<b>187652</b>				
Water Charges	579126				
ZEROX& MAINTANCES	43000	62258283			
		3050174			
Depriciation A\c					65308457
<b>Total</b>		<b>65308457</b>	<b>Total</b>		<b>65308457</b>

Examined & Found correct as per even date report  
For Prasad R. Kulkarni & Co.  
Chartered Accountants

*(Signature)*  
C.A. Prasad R. Kulkarni  
Partner  
Mem No. 114226  
Date: 15/10/2018



*(Signature)*  
Principal

HSBPV.T.'S GROUP OF INSTITUTION  
PARTIKRAMA COE KASHI



*(Signature)*  
Principal  
HSBPV Trust's, GOI, Faculty of Engineering  
Kashi, Tal. Shrigonda, Dist. Ahmednagar


**Ma.Na. Babanrao Pachpute Vlehardhara Trust's  
College of Engineering  
Balancesheet  
As on 31st Mar 2018**

Liabilities	Amount	Amount	Assets	Amount	Amount
<b>Inter Branch Account</b>			<b>Fixed Assets</b>		
D Pharmacy	(30,000)		Gross Block	66,891,517	
Trust Account	79,130,302		Less: Accumulated Depreciation	50,285,192	16,606,325
Faculty of Pharmacy	2,186,272		<b>Investments</b>		
Parikrama Hostel	1,588,250		Dhanvantari Shares	2,495,000	2,518,100
Parikrama Transport	1,459,255		Gas Deposit	23,100	
Parikrama Polytechnique	(3,047,981)		Loans & Advances		4,685
Institute of Managment	562,563		<b>Other Current Asset</b>		
Parikrama Public School	(300,690)		Sundry Debtors	16,175,381	16,175,381
Group of Institution	(4,685,665)	76,859,306	<b>Cash &amp; Bank Balances</b>		
<b>Current Liabilities</b>			Dhanvantari CBS Pathsanstha	172,911	
Sundry Creditors	3,773,264		Dhanwantari Exam A/c	2,223,050	
RD Payable	143,600		Union Bank Of India	3,891	2,199,844
Other Liabilities For Expenses	3,428,184		<b>Misc.Exp.(Asset)</b>		
Excess Fee	905,185		Income & Exp A/c	71,126,005	
Provisional Fee	1,059,384		Add: Deficit (Surplus)	33,979,848	105,105,853
ARC Expenses payable	94,300				
Unpaid Salary	6,131				
Provision	7,499,797	20,722,845			
Security Deposit	3,813,000				
<b>Secured Loans</b>		45,227,858			
<b>Total</b>		<b>142,810,010</b>	<b>Total</b>		<b>142,810,010</b>

Examined & Found correct as per even date report

For Prasad R. Kulkarni & Co.  
Chartered Accountants


C.A. Prasad R. Kulkarni  
Partner  
Mem No.114226  
Date: 15/10/2018



*[Signature]*  
Principal

**PRINCIPAL**


**S.B.P.V.T.'S GROUP OF INSTITUTION  
PARIKRAMA COE KASHTI**



*[Signature]*  
Principal  
HSBPV Trust's, GOI, Faculty of Engineering  
Kashti, Tal. Shrigonda, Dist. Ahmednagar

**Ma.Na. Babanrao Pachpute Vichardhara Trust's  
College of Engineering  
Fixed Assets and Depreciation  
For the Year 2017-18**

Sr. Assets	Opening		Gross Block		Rate of Dep	Depreciation			Closing Bal	Closing WDV
	Opening	Additions	Closing			Before 1.10	After 1.10	Total		
			Before 1.10	After 1.10						
1 Basic Civil Eng. Lab Equipments	2,718,695	-	2,718,695	-	15%	225,442	-	225,442	1,441,189	1,277,506
2 Chemistry Lab. Equipments	13,213	-	13,213	-	15%	540	-	540	10,152	3,061
3 Computer Lab. Equipments	21,462,748	-	21,462,748	-	40%	290,783	-	290,783	21,026,573	436,175
4 Electronics Lab. Equipment	1,058,369	-	1,058,369	-	15%	50,900	-	50,900	769,934	288,435
5 E & TC Lab	4,209,314	-	4,209,314	-	15%	308,297	-	308,297	2,462,298	1,747,016
6 Graphic Lab	25,341	-	25,341	-	15%	1,560	-	1,560	16,500	8,841
7 Mechatronics Lab	872,156	-	872,156	-	15%	53,694	-	53,694	567,893	304,263
8 Metrology & Quality Control Lab	730,357	-	730,357	-	15%	44,964	-	44,964	475,563	254,794
9 Refrigeration & Air Lab	410,400	-	410,400	-	15%	25,266	-	25,266	267,277	143,173
10 Strength Material Lab	172,125	-	172,125	-	15%	9,737	-	9,737	116,946	55,179
11 Mechanics Lab. Equipments	1,330,251	-	1,330,251	-	15%	81,603	-	81,603	867,831	462,420
12 Physics Lab Equipments	822,118	-	822,118	-	15%	34,693	-	34,693	625,525	196,593
13 Workshop Equipment	1,680,637	-	1,680,637	-	15%	71,655	-	71,655	1,274,593	406,044
14 Lab Equipment	18,260,069	732,014	18,992,083	-	15%	1,329,623	-	1,329,623	11,457,552	7,534,531
15 Library Books	4,221,459	59,046	4,454,730	174,225	15%	252,349	13,067	265,416	2,863,597	1,591,133
16 Printers	261,905	-	261,905	-	40%	9,776	-	9,776	247,242	14,663
17 Furniture & Fixtures	3,063,907	-	3,063,907	-	10%	156,469	-	156,469	1,655,686	1,408,271
18 Softwares	3,219,465	-	3,219,465	-	40%	7,888	-	7,888	3,207,634	11,831
19 Projector LCD	216,248	-	216,248	-	40%	397	-	397	215,652	996
20 Walky Talky Unit	120,440	-	120,440	-	15%	5,357	-	5,357	90,083	30,357
21 AC	301,050	-	301,050	-	15%	17,031	-	17,031	204,540	96,510
22 Water Filter	148,760	-	148,760	-	15%	9,044	-	9,044	97,512	51,248
23 Xerox Machine	589,225	-	589,225	-	15%	48,459	-	48,459	314,622	2,16,003
24 Punching Machine	18,000	-	18,000	-	15%	1,580	-	1,580	9,048	8,912
<b>Total</b>	<b>65,926,252</b>	<b>791,060</b>	<b>66,891,537</b>	<b>174,225</b>		<b>3,037,107</b>	<b>13,067</b>	<b>3,050,174</b>	<b>50,285,392</b>	<b>16,606,145</b>



**PRINCIPAL**  
H.S.B.P.V.T.'S GROUP OF INSTITUTION'S  
PARIKRAMA COE KASHTI

Principal