

Criterion 6

6.4: Financial Management and Resource Mobilization:

6.4.1 Institution has strategies for mobilization and optimal utilization of resources and Funds from various sources (government/ non-government organizations). Institute conducts external financial audits regularly from Prasad R. Kulkarni & Co., Ahmednagar.

Sr. No.	Parameter	Documents
1	Financial Management and Resource Mobilization	Financial management strategy.
2		Details of Financial audit report A.Y. 21-22
3		Details of Financial audit report A.Y. 20-21
4		Details of Financial audit report A.Y. 19-20
5		Details of Financial audit report A.Y. 18-19
6		Details of Financial audit report A.Y. 17-18

Financial management strategy:

- At the beginning of every financial year, the Head of Departments submits budget requirements to the Principal of the institute. The head of the departments are making a budget by considering information provided by lab in-charges.
- The budget is put forward for approval by the Principal in the Governing Body and College Development Committee. Then reports are sent to the management for review.
- Once a budget is sanctioned against each head for that financial year, it is informed to the respective department for utilization.
- The procurement procedure for lab consumables, equipment, and upgradation is initiated by the account section in consultation with departments. Before the purchase, the management representatives, Principal, HoD's, and Faculty go through purchase activities like seeking quotations, technical bids, preparing comparative statements, and negotiations. The institute ensures that instrument/equipment with the right specifications is bought at a minimum price.
- The funds are used for planned and unplanned activities. It is also used for the development of infrastructure and labs as per the curriculum.
- The unutilized funds are transferred to the next financial year.
- The audited statements of accounts of the institution are available in the account section.



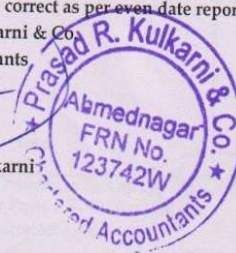
WET
Principal
HSBPVT's GOI, Faculty of Engineering
Kashti, Tal. Shrigonda, Dist. Ahmednagar

Details of Financial audit report A.Y. 21-22

Ma.Na. Babanrao Pachpute Wihardhara Trust's College of Engineering Income & Expenditure Account For the year ended 31st Mar 2022					
Expenditure	Amount	Amount	Income	Amount	Amount
To Expenses			By Incomes		
Salary for Teaching Staff	17982984		Tuition Fee	55958946	
Salary for Non Teaching Staff	4470702		University Fee	1455400	
Salary Arrears	6368		Development Fee	6505792	63920138
Provident Fund Adm Expenses	45977				
Provident Fund Expenses	1131924				
Grauity	145871		Indirect Incomes		
Administrative Exp	17458		By Other Misc.	51294	
Advertisement Exp.	114000				
Affiliation Fee	280000		By Intrest Received	44684	95978
A R A Expenses	62959				
Bank Charges	876				
Building Repairing and Maintance	250000				
Electricity Expenses	37735				
Eligibility Expenses	210350				
F C Exp	-37015				
Function Exp.	522				
Garden Expenses	10766				
Gym & Sport Expenses	26022				
Honorium Expenses	114200				
Interest Paid	942714				
Internet Expenses	4954				
PNS Expenses	5000				
Printing & Stationery	19485				
Professional Fees	105250				
Refreshment Exp	15705				
Registration Fee	500				
Repairing & Maintenance Exps	321785				
SOFTWARE RENEWAL FEE	7800				
Staff Traning Exp	149063				
Student Traning Expences	35240				
Traveling Exp.	136103				
University Expenses	6187				
University Pro-Reta Exp	175040				
		26796525			
Depriciation A\c		1688229			
To Surplus		35531362			
Total		64016116	Total		64016116

Examined & Found correct as per even date report
For Prasad R. Kulkarni & Co.
Chartered Accountants

C.A. Prasad R. Kulkarni
Partner
Mem No.114226
Date: 27/09/2022



Principal



Neti
Principal
HSBPVT's GOI, Faculty of Engineering
Kashti, Tal. Shrigonda, Dist. Ahmednagar



**HSBPVT's Group of Institutions,
Faculty of Engineering, Kashti**
Affiliated to Savitribai Phule Pune University & Approved by AICTE

Ma.Na. Babanrao Pachpute Vichardhara Trust's Collage of Engineering Receipt & Payment A/c For the Year Ended 31st March 2022					
Receipts	Amount	Amount	Payments	Amount	Amount
To Opening Balance	75800		Secured Loans	1395860	
Cash in Hand	1941806	2017606	Excess Fee	34686	
Bank Accounts			Provisional Fee	2500	
Excess Fee	231546		Security Deposit	22000	
Provisional Fee	28000		Duties & Taxes	2506186	
Sundry Creditors	11000		Provisions	39972730	
Loans & Advances (Asset)	165834		Sundry Creditors	1346205	
Sundry Debtors	20776164		Laibrary Books	13570	
D Pharmacy	499999		Loans & Advances (Asset)	1556977	
Faculty of Pharmacy	893055		Sundry Debtors	229869	
Group of Institution	383430		D Pharmacy	500000	
HSBPVTrust	15038244		Faculty of Pharmacy	500000	
Institute of Managment	21058115		HSBPVTrust	8659356	
Parikrama Polytechnic	3821449		Institute of Managment	200000	
Parikrama Public School	120000		Parikrama Polytechnic	3779999	
Admission Cancel	5000		Parikrama Science College	16200	
Bonafide & Lc Fee	24444		Neet Exam	219731	
Civil Testing Fee	18950		University Exam Fee	1051500	
Intrest Received	44684		Administrative Exp	16820	
Neet Exam	219731		Advertisement Exp.	17024	
University Exam Fee	1052340		Affiliation Fee	280000	
Advertisement Exp.	3024		A R A Expenses	62959	
Exam Expense	71019	64540718	Ariars of Salary	4562	
F C Exp	74690		Bank Charges	876	
			Eligibility Expenses	210350	
			E P F Adm Charges	45977	
			Exam Expense	71019	
			F C Exp	37675	
			Function Exp.	522	
			Garden Expenses	10766	
			Gratuity Expenses	145871	
			Gym & Sport Expenses	18042	
			Honorium Expenses	94200	
			Interest Paid	157074	
			PNS Expenses	5000	
			Printing & Stationery	19485	
			Professional Fees	27750	
			Providend Fund Expenses	1131924	
			Refreshment Exp	15705	
			Registration Fee	500	
			Reparing & Maintenance Exps	257349	
			SOFTWARE RENEWAL FEE	7800	
			Staff Traning Exp	149063	
			Student Traning Expenses	35240	
			Traveling Exp.	129393	
			University Expenses	7887	
			University Pro-Reta Exp	175040	65143242
			By Closing Balance		
			Cash in Hand	75800	
			Bank Accounts	1339282	1415082
Total		6,65,58,324	Total		6,65,58,324

Examined & Found correct as per even date report
For Prasad R. Kulkarni & Co.
Chartered Accountants

C.A. Prasad R. Kulkarni
Partner
Mem No.114226
Date: 27/09/2022



Principal



Wet
Principal
HSBPVT's, GOI, Faculty of Engineering
Kashti, Tal. Shrigonda, Dist. Ahmednagar



**HSBPVT's Group of Institutions,
Faculty of Engineering, Kashti**
Affiliated to Savitribai Phule Pune University & Approved by AICTE

Ma.Na. Babanrao Pachpute Vichardhara Trust's College of Engineering Balancesheet As on 31st Mar 2022					
Liabilities	Amount	Amount	Assets	Amount	Amount
Inter Branch Account			Fixed Assets		
D Pharmacy	(1)		Gross Block	6,87,31,857	
Faculty of Pharmacy	3,44,599		Less: Accumulated Depreciation	5,89,32,427	97,99,430
Group of Institution	(40,94,286)		Investments		
HSBPVTrust	13,62,66,278		Saiseva Patsansta Shares	2,50,000	
Institute of Managment	7,49,535		Gas Deposit	23,100	
Parikrama Hostel	17,54,010		Mahavitaran Deposit	25,000	2,98,100
Parikrama Polytechnic	(18,71,301)		Loans & Advances		(5,893)
Parikrama Public School	(1,04,990)		Other Current Asset		
Parikrama Science College	100		Sundry Debtors	6,15,57,949	6,15,57,949
Parikrama Transport	4,79,646	13,35,23,590	Cash & Bank Balances		
Secured Loan		9,27,90,273	Cash In Hand	75,800	
Current Liabilities			Dhanvantari GBS Pathsanstha		
Sundry Creditors	57,20,332		Indusind bank	18,470	
IT Payable	3,02,350		Union Bank Of India	13,20,812	14,15,082
PF Payable	1,18,178		Misc.Exp.(Asset)		
PT Payable	1,27,325		Income & Exp A/c	20,18,37,086	
Unpaid salary	6,131		Add: Deficit (Surplus)	(3,55,31,362)	16,63,05,723
Salary Payable	46,23,480				
Excess fee	1,42,230				
Provisional fee	1,13,502	1,30,56,528			
Security Deposit	19,03,000				
Total		23,93,70,391	Total		23,93,70,391

Examined & Found correct as per even date report

For Prasad R. Kulkarni & Co
Chartered Accountants

C.A. Prasad R. Kulkarni
Partner

Mem No.114226
Date: 27/09/2022



Principal



Wet
Principal
HSBPV Trust's, GOI, Faculty of Engineering
Kashti, Tal. Shrigonda, Dist. Ahmednagar



**HSBPVT's Group of Institutions,
Faculty of Engineering, Kashti**
Affiliated to Savitribai Phule Pune University & Approved by AICTE

Ma.Na. Babanrao Pachpute Vichardhara Trust's College of Engineering Fixed Assets and Depreciation For the Year 2021-22												
Sr.	Assets	Opening	Gross Block		Rate of Dep	Opening Bal.	Depreciation			Closing Bal	Closing WDV	
			Additions				Closing	Current Depreciation				
			Before 1.10	After 1.10				Before 1.10	After 1.10			Total
1	Basic Civil Eng. Lab Equipments	27,18,695	-	-	27,18,695	15%	19,34,147	1,17,682	-	1,17,682	20,51,829	6,66,866
2	Chemistry Lab. Equipments	13,213	-	-	13,213	15%	11,333	282	-	282	11,615	1,598
3	Computer Lab. Equipments	2,17,70,430	-	-	2,17,70,430	40%	2,15,79,131	76,520	-	76,520	2,16,55,651	1,14,779
4	Electronics Lab. Equipment	10,58,369	-	-	10,58,369	15%	8,81,234	26,570	-	26,570	9,07,804	1,50,565
5	E & TC Lab	44,22,498	-	-	44,22,498	15%	32,05,477	1,82,553	-	1,82,553	33,88,030	10,34,468
6	Graphic Lab	25,341	-	-	25,341	15%	19,911	815	-	815	20,726	4,615
7	Mechtroncis Lab	8,72,156	-	-	8,72,156	15%	6,85,301	28,028	-	28,028	7,13,329	1,58,827
8	Metrology & Quality Control Lab	7,30,357	-	-	7,30,357	15%	5,73,881	23,471	-	23,471	5,97,352	1,33,005
9	Refrigeration & Air Lab	4,10,400	-	-	4,10,400	15%	3,22,474	13,189	-	13,189	3,35,663	74,737
10	Strength Material Lab	1,72,125	-	-	1,72,125	15%	1,38,238	5,083	-	5,083	1,43,321	28,804
11	Mechanics Lab. Equipments	13,30,251	-	-	13,30,251	15%	10,46,268	42,597	-	42,597	10,88,865	2,41,386
12	Physics Lab Equipments	8,22,118	-	-	8,22,118	15%	7,01,386	18,110	-	18,110	7,19,496	1,02,622
13	Workshop Equipment	16,80,637	-	-	16,80,637	15%	14,31,276	37,404	-	37,404	14,68,680	2,11,957
14	Lab Equipment	1,93,12,609	-	1,64,000	1,94,76,609	15%	1,44,60,242	7,27,855	12,300	7,40,155	1,52,00,397	42,76,212
15	Liabrary Books	46,06,151	-	13,570	46,19,721	15%	35,10,656	1,64,324	1,018	1,65,342	36,75,998	9,43,723
16	Printers	2,61,905	-	-	2,61,905	40%	2,58,738	1,267	-	1,267	2,60,005	1,900
17	Furniture & Fixtures	36,08,357	-	-	36,08,357	10%	21,16,260	1,49,210	-	1,49,210	22,65,470	13,42,887
18	Softwares	32,48,952	-	-	32,48,952	40%	32,31,535	6,967	-	6,967	32,38,502	10,450
19	Projector LCD	2,16,248	-	-	2,16,248	40%	2,16,119	52	-	52	2,16,171	77
20	Walky Talky Unit	1,20,440	-	-	1,20,440	15%	1,01,797	2,796	-	2,796	1,04,593	15,847
21	Samsung AC	3,01,050	-	-	3,01,050	15%	2,41,781	8,890	-	8,890	2,50,671	50,379
22	Water Filter	2,44,760	-	-	2,44,760	15%	1,43,927	15,125	-	15,125	1,59,052	85,708
23	Xerox Machine	5,89,225	-	-	5,89,225	15%	4,20,584	25,296	-	25,296	4,45,880	1,43,345
24	Punching Machine	18,000	-	-	18,000	15%	12,502	825	-	825	13,327	4,673
	Total	6,85,54,287	-	1,77,570	6,87,31,857		5,72,44,198	16,74,911	13,318	16,88,229	5,89,32,427	97,99,430



Wet
Principal
HSBPVT Trust's, GOI, Faculty of Engineering
Kashti, Tal. Shrigoncha, Dist. Ahmednagar



**HSBPVT's Group of Institutions,
Faculty of Engineering, Kashti**
Affiliated to Savitribai Phule Pune University & Approved by AICTE

Details of Financial audit report A.Y. 20-21

Ma.Na. Babanrao Pachpute Vichardhara Trust's College of Engineering Income & Expenditure Account For the year ended 31st Mar 2021					
Expenditure	Amount	Amount	Income	Amount	Amount
By Expenses			By Incomes		
Salary for Teaching Staff	29458282		Tuition Fee	43113979	
Salary for Non Teaching Staff	4003216		Development Fee	4634127	47748106
Salary Arrears	3093989				
Provident Fund Adm Expenses	49526				
Provident Fund Expenses	1574606				
Audit Fee	150900				
AICTE Approval Fee	37000				
ARA Expenses	69000				
Administrative expense	7650				
Honorium Expenses	56000		Indirect Incomes		
Advertisement Exp.	220554		By Discount	12320	
Affiliation Fee	85000		By Intrest Received	24579	36899
Grauity	7210869				
Gardning Expenses	155172				
Exam Expenses	170290				
Bank Charges	120974				
Electricity Expenses	1664407				
Eligibility Expenses	141000				
Labour and Wages charges	1756490				
Processing fees	120000				
Interest on working capital	12495739				
Internet Expenses	854236				
Laboratories Maintenance Exp.	25906		By Deficit		29904690
Corporation Tax	247562				
Misc. Expenses	485117				
Fuel/ Generator charges	290952				
Postage & Stamp Expenses	49215				
Printing & Stationery.	484693				
Professional Fee	68500				
Gymkhana and Sport expenses	125730				
Refreshment Exp	8730				
Office Expenses	495060				
Reparing & Maintenance Exps	684451				
Building Repairs and Maintenance	7117557				
Student Welfare expenses	349550				
Workshop expenses	6000				
Telephone Exp	209603				
Transport Charges	36110				
Traveling Exp.	115455				
University Exam Expenses	1254076				
University Expenses	138224				
		75687391			
Depriciation A\c		2002304			
Total		77689695	Total		77689695

Examined & Found correct as per even date report

For Prasad R. Kulkarni & Co.

Chartered Accountants

C.A. Prasad R. Kulkarni

Partner

Mem No.114226

Date: 15/02/2022



Principal

S.T = 32,55,22,71



Principal

HSBPVT's GOI, Faculty of Engineering
Kashti, Tal. Shrigonda, Dist. Ahmednagar



**HSBPVT's Group of Institutions,
Faculty of Engineering, Kashti**
Affiliated to Savitribai Phule Pune University & Approved by AICTE

Ma.Na. Babanrao Pachpute Vichardhara Trust's College of Engineering Receipt & Payment A/c For the Year Ended 31st March 2021					
Receipts	Amount	Amount	Payments	Amount	Amount
To Opening Balance					
Bank Accounts	227227	227227	AICTE Approval Fee	37000	
Secured Loans	12000000		PF Payable	895000	
Excess fee	170949		PT Payable	303900	
Sundry Creditors	2000		Security Deposit	4000	
Investments	5945000		Excess fee	3581	
Loans & Advances (Asset)	242857		Salary Payable	38131267	
Sundry Debtors	22638046		Sundry Creditors	1933184	
D Pharmacy	563702		Investments	600000	
Faculty of Pharmacy	500000		Loans & Advances (Asset)	3377299	
Group of Institution	782762		Sundry Debtors	284762	
HSBPVTrust	8586976		D Pharmacy	627404	
Institute of Managment	10192571		Faculty of Pharmacy	4276920	
Parikrama Polytechnic	1159428		HSBPVTrust	4786308	
Parikrama Public school	200000		Institute of Managment	757478	
Exam grant received	419561		Parikrama Hostel	19800	
Intrest Received	24579		Parikrama Polytechnic	1154428	
Other Fee	8950		Parikrama Public school	200000	
University Exam Fee	1308849		Parikrama Science college	24764	
Staff Reaining expense	37721	64783951	Parikrama Transport	106570	
			University Exam Fee	1254076	
			Administrative Exp	7650	
			Advertisement Exp.	7554	
			Affiliation Fee	85000	
			PF Admin charges	32313	
			Bank Charges	120738	
			Eligibility Expenses	141000	
			Exam Expense	363187	
			Honorarium expenses	56000	
			Laboratory expenses	25906	
			Interest	2038813	
			Internet Charges Exp.	2600	
			Postage & Stamp Expenses	2715	
			Printing & Stationery	4500	
			Processing Fee	120000	
			Professional Fees	68500	
			Provident fund expenses	937247	
			Refreshment Exp	8070	
			Reparing & Maintenance Exps	24037	
			Staff training expenses	5560	
			Telephone Exp	1155	
			Traveling Exp.	2395	
			University Pro-Reta Exp	138224	
			Workshop Expenses	6000	
			Website design and development	16667	62993572
			Closing Balance		
			Cash in Hand	75800	
			Bank Accounts	1941806	2017606
Total		65,011,177	Total		65,011,177

Examined & Found correct as per even date report
For Prasad R. Kulkarni & Co.
Chartered Accountants

Principal

(Signature)
C.A. Prasad R. Kulkarni
Partner
Mem No.114226
Date: 15/02/2022



(Signature)
Principal
HSBPV Trust's, GOI, Faculty of Engineering
Kashti, Tal. Shrigonda, Dist. Ahmednagar

Ma.Na. Babanrao Pachpute Vichardhara Trust's College of Engineering Balancesheet As on 31st Mar 2021					
Liabilities	Amount	Amount	Assets	Amount	Amount
Center Branch Account			Fixed Assets		
D Pharmacy			Gross Block	68,554,287	
Faculty of Pharmacy	44,599		Less: Accumulated Depreciation	57,244,198	11,310,089
Group of Institution	(4,270,658)				
HSBPVT Trust	121,137,426		Investments		
Institute of Management	1,470,369		Saiseva Patsanstha Shares	250,000	
Parikrama Hostel	1,754,010		Gas Deposit	23,100	273,100
Parikrama Polytechnic	(1,907,202)		Loans & Advances		22,898
Parikrama Public School	(224,990)		Other Current Asset		
Parikrama Science Collage	16,300		Sundry Debtors	39,353,389	39,353,389
Parikrama Transport	479,646	118,499,500	Cash & Bank Balances		
Secured Loan		98,475,666	Cash In Hand	75,800	
Current Liabilities			Dhanvantari GBS Pathsanstha	-	
Sundry Creditors	6,049,872		Indusind bank	931,043	
IT Payable	1,403,842		Union Bank Of India	1,010,763	2,017,606
PF Payable	93,542		Misc.Exp.(Asset)		
PT Payable	15,700		Income & Exp A/c	171,932,396	
Gratuity Payable	10,441,369		Add: Deficit (Surplus)	29,904,690	201,837,086
ARA expenses payable	69,000				
Salary Payable	17,978,823				
Excess fee	223,720				
Provisional fee	54,002				
Unpaid salary	6,131				
Security Deposit	1,503,000	37,839,001			
Total		254,814,167	Total		254,814,167

Examined & Found correct as per even date report

For Prasad R. Kulkarni & Co.
Chartered Accountants

C.A. Prasad R. Kulkarni
Partner
Mem No.114226
Date: 15/02/2022



Principal




V.K.P.
Principal
HSBPVT's GOI, Faculty of Engineering
Kashti, Tal. Shrigonda, Dist. Ahmednagar



**HSBPVT's Group of Institutions,
Faculty of Engineering, Kashti**
Affiliated to Savitribai Phule Pune University & Approved by AICTE

Ma.Na. Babanrao Pachpute Vichardhara Trust's College of Engineering Fixed Assets and Depreciation For the Year 2020-21												
Sr.	Assets	Opening	Gross Block		Closing	Rate of Dep	Opening Bal.	Depreciation			Closing Bal	Closing WDV
			Additions					Current Depreciation				
			Before 1.10	After 1.10				Before 1.10	After 1.10	Total		
1	Basic Civil Eng. Lab Equipments	2,718,695	-	-	2,718,695	15%	1,795,697	138,450	-	138,450	1,934,147	784,548
2	Chemistry Lab. Equipments	13,213	-	-	13,213	15%	11,001	332	-	332	11,333	1,880
3	Computer Lab. Equipments	21,770,430	-	-	21,770,430	40%	21,451,598	127,533	-	127,533	21,579,131	191,299
4	Electronics Lab. Equipment	1,058,369	-	-	1,058,369	15%	849,975	31,259	-	31,259	881,234	177,135
5	E & TC Lab	4,422,498	-	-	4,422,498	15%	2,990,709	214,768	-	214,768	3,205,477	1,217,021
6	Graphic Lab	25,341	-	-	25,341	15%	18,953	958	-	958	19,911	5,430
7	Mechtroncis Lab	872,156	-	-	872,156	15%	652,326	32,975	-	32,975	685,301	186,855
8	Metrology & Quality Control Lab	730,357	-	-	730,357	15%	546,268	27,613	-	27,613	573,881	156,476
9	Refrigeration & Air Lab	410,400	-	-	410,400	15%	306,958	15,516	-	15,516	322,474	87,926
10	Strength Material Lab	172,125	-	-	172,125	15%	132,258	5,980	-	5,980	138,238	33,887
11	Mechanics Lab. Equipments	1,330,251	-	-	1,330,251	15%	996,153	50,115	-	50,115	1,046,268	283,983
12	Physics Lab Equipments	822,118	-	-	822,118	15%	680,080	21,306	-	21,306	701,386	120,732
13	Workshop Equipment	1,680,637	-	-	1,680,637	15%	1,387,271	44,005	-	44,005	1,431,276	249,361
14	Lab Equipment	19,312,609	-	-	19,312,609	15%	13,603,942	856,300	-	856,300	14,460,242	4,852,367
15	Liabrary Books	4,606,151	-	-	4,606,151	15%	3,317,333	193,323	-	193,323	3,510,656	1,095,495
16	Printers	261,905	-	-	261,905	40%	256,626	2,112	-	2,112	258,738	3,167
17	Furniture & Fixtures	3,608,357	-	-	3,608,357	10%	1,950,471	165,789	-	165,789	2,116,260	1,492,097
18	Softwares	3,231,260	17,692	-	3,248,952	40%	3,219,924	11,611	-	11,611	3,231,535	17,417
19	Projector LCD	216,248	-	-	216,248	40%	216,033	86	-	86	216,119	129
20	Walky Talky Unit	120,440	-	-	120,440	15%	98,507	3,290	-	3,290	101,797	18,643
21	Samsung AC	301,050	-	-	301,050	15%	231,322	10,459	-	10,459	241,781	59,269
22	Water Filter	244,760	-	-	244,760	15%	126,133	17,794	-	17,794	143,927	100,833
23	Xerox Machine	589,225	-	-	589,225	15%	390,824	29,760	-	29,760	420,584	168,641
24	Punching Machine	18,000	-	-	18,000	15%	11,532	970	-	970	12,502	5,498
	Total	68,536,595	17,692	-	68,554,287		55,241,894	2,002,304	-	2,002,304	57,244,198	11,310,089



Wet
Principal
HSBPVT's GOI, Faculty of Engineering
Kashti, Tal. Shrigonda, Dist. Ahmednagar



**HSBPVT's Group of Institutions,
Faculty of Engineering, Kashti**
Affiliated to Savitribai Phule Pune University & Approved by AICTE

Details of Financial audit report A.Y. 19-20

Ma.Na. Babanrao Pachpute Vichardhara Trust's College of Engineering Income & Expenditure Account For the year ended 31st Mar 2020					
Expenditure	Amount	Amount	Income	Amount	Amount
To Expenses			By Incomes		
Salary for Teaching Staff	37476706		Tuition Fee	27790306	
Salary for Non Teaching Staff	5408713		University Fee(Library, Gym, etc)	155150	
Provident Fund Adm Expenses	53534		Development Fee	2890032	30835488
Provident Fund Expenses	1342940				
Gratuity Expenses	3230500				
Honorium Expenses	71700				
Advertisement Exp.	107970				
Affiliation Fee	85000				
AICTE Approval Expenses	66683				
Annual Social Gathering Expenses	203700				
ARA Processing Expenses	61900				
Audit Expenses	9000				
Bank Charges	856767				
Electricity Expenses	2079801				
Eligibility Expenses	118000		Indirect Incomes		
Fuel Expenses	416041		By Intrest Received	19041	19041
Garden Expenses	54063				
Gym & Sport Expenses	112820				
Interest on working capital	7829044		By Deficit		34745598
Internet Expenses	767430				
Laboratories Maintenance Exp.	46800				
Postage & Stamp Expenses	489				
Printing & Stationery	163182				
Processional Fee	44380				
Refreshment Exp	88929				
Reparing & Maintenance Exps	919484				
Software Expenses	130052	63242704			
Staff Welfare Expenses	34580				
Student Traning Expences	269815				
Subcription Fee	29500				
Telephone Exp	3402				
Traveling Exp.	196990				
Water Charges	898300				
Workshop Expenses	30225				
Xerox and Maintenance	34264				
		63242704			
Depriciation A/c		2357423			
Total		65600127	Total		65600127

Examined & Found correct as per even date report
For Prasad R. Kulkarni & Co.
Chartered Accountants


C.A. Prasad R. Kulkarni
Partner
Memr No.114226
Date: 16/12/2020




Principal
PRINCIPAL
H.S.B.P.V.T.'S GROUP OF INSTITUTION'S
PARIKRAMA COE KASHTI

Ma.Na. Babanrao Pachpute Vichardhara Trust's College of Engineering Balancesheet As on 31st Mar 2020					
Liabilities	Amount	Amount	Assets	Amount	Amount
Inter Branch Account			Fixed Assets		
D Pharmacy	63,702		Gross Block	68,536,595	
Faculty of Pharmacy	3,821,519		Less: Accumulated Depreciation	55,241,894	13,294,701
Group of Institution	(4,411,658)				
HSBPVT Trust	95,964,620		Investments		
Institute of Managment	(1,126,449)		Dhanvantari Shares	5,595,000	
Parikrama Hostel	1,773,810		Gas Deposit	23,100	5,618,100
Parikrama Polytechnic	(3,169,919)				
Parikrama Public School	(294,340)		Loans & Advances		
Parikrama Science Collage	32,589				
Parikrama Transport	581,350	93,235,225	Other Current Asset		
Secured Loan		76,042,187	Sundry Debtors	21,698,542	21,698,542
Current Liabilities			Cash & Bank Balances		
Sundry Creditors	5,865,531		Cash In Hand	75,800	
IT Payable	1,736,940		Dhanvantari GBS Pathsanstha	2,347	
PF Payable	238,010		Dhanvantari Exam A/c	110,281	
PT Payable	183,200		Union Bank Of India	38,799	227,227
Provision	31,162,621		Misc.Exp.(Asset)		
Security Deposit	4,330,000	43,516,302	Income & Exp A/c	137,158,495	
			Add: Deficit (Surplus)	34,745,598	171,904,093
Total		212,793,713	Total		212,793,713

Examined & Found correct as per even date report
For Prasad R. Kulkarni & Co.
Chartered Accountants


C.A. Prasad R. Kulkarni
Partner
Mem No.114226
Date: 16/12/2020




Principal **PRINCIPAL**

**H.S.BPVT'S GROUP OF INSTITUTION'S
PARIKRAMA COE KASHTI**



**HSBPVT's Group of Institutions,
Faculty of Engineering, Kashti**
Affiliated to Savitribai Phule Pune University & Approved by AICTE

Ma.Na. Babanrao Pachpute Vichardhara Trust's College of Engineering Fixed Assets and Depreciation For the Year 2019-20												
Sr.	Assets	Gross Block			Rate of Dep	Depreciation				Closing Bal	Closing WDV	
		Opening	Additions			Closing	Opening Bal.	Current Depreciation				Total
			Before 1.10	After 1.10				Before 1.10	After 1.10			
1	Basic Civil Eng. Lab Equipme	2,718,695	-	-	2,718,695	15%	1,632,815	162,882	-	162,882	1,795,697	922,998
2	Chemistry Lab. Equipments	13,213	-	-	13,213	15%	10,611	390	-	390	11,001	2,212
3	Computer Lab. Equipments	21,557,748	212,682	-	21,770,430	40%	21,239,043	212,555	-	212,555	21,451,598	318,832
4	Electronics Lab. Equipment	1,058,369	-	-	1,058,369	15%	813,199	36,776	-	36,776	849,975	208,394
5	E & TC Lab	4,408,415	-	14,083	4,422,498	15%	2,739,283	250,370	1,056	251,426	2,990,709	1,431,789
6	Graphic Lab	25,341	-	-	25,341	15%	17,826	1,127	-	1,127	18,953	6,388
7	Mechtronics Lab	872,156	-	-	872,156	15%	613,532	38,794	-	38,794	652,326	219,830
8	Metrology & Quality Control	730,357	-	-	730,357	15%	513,782	32,486	-	32,486	546,268	184,089
9	Refrigeration & Air Lab	410,400	-	-	410,400	15%	288,703	18,255	-	18,255	306,958	103,442
10	Strength Material Lab	172,125	-	-	172,125	15%	125,223	7,035	-	7,035	132,258	39,867
11	Mechanics Lab. Equipments	1,330,251	-	-	1,330,251	15%	937,194	58,959	-	58,959	996,153	334,098
12	Physics Lab Equipments	822,118	-	-	822,118	15%	655,014	25,066	-	25,066	680,080	142,038
13	Workshop Equipment	1,680,637	-	-	1,680,637	15%	1,335,500	51,771	-	51,771	1,387,271	293,366
14	Lab Equipment	19,072,535	235,000	5,074	19,312,609	15%	12,596,977	1,006,584	381	1,006,965	13,603,942	5,708,667
15	Library Books	4,458,566	844	146,741	4,606,151	15%	3,102,842	203,485	11,006	214,491	3,317,333	1,288,818
16	Printers	261,905	-	-	261,905	40%	253,107	3,519	-	3,519	256,626	5,279
17	Furniture & Fixtures	3,063,907	-	544,450	3,608,357	10%	1,796,508	126,740	27,223	153,963	1,950,471	1,657,886
18	Softwares	3,219,465	11,795	-	3,231,260	40%	2,158,990	143	-	143	2,160,333	215
19	Projector LCD	216,248	-	-	216,248	40%	215,890	143	-	143	216,033	215
20	Walky Talky Unit	120,440	-	-	120,440	15%	94,637	3,870	-	3,870	98,507	21,933
21	Samsung AC	301,050	-	-	301,050	15%	219,017	12,305	-	12,305	231,322	69,728
22	Water Filter	148,760	96,000	-	244,760	15%	105,199	20,934	-	20,934	126,133	118,627
23	Xerox Machine	589,225	-	-	589,225	15%	355,812	35,012	-	35,012	390,824	198,401
24	Punching Machine	18,000	-	-	18,000	15%	10,391	1,141	-	1,141	11,532	6,468
	Total	67,269,926	556,321	710,348	68,536,595		52,884,471	2,317,757	39,666	2,357,423	55,241,894	13,294,701



V.P.T.
Principal
HSBPVT's GOI, Faculty of Engineering
Kashti, Tal. Shrigonca, Dist. Ahmednagar

Ma.Na. Babanrao Pachpute Vichardhara Trust's Collage of Engineering Receipt & Payment A/c For the Year Ended 31st March 2020					
Receipts	Amount	Amount	Payments	Amount	Amount
To Opening Balance					
Bank Accounts	1695827	1695827	Secured Loans	20645744	
Secured Loans	40000000		Salary Payable	12772554	
Provisions	44961		RD Payble	561900	
Sundry Creditors	560064		Security Deposit	9000	
Loans & Advances (Asset)	1060122		Duties & Taxes	1289228	
Sundry Debtors	11901759		Salary Expenses	19630384	
D Pharmacy	100000		Sundry Creditors	3723738	
Faculty of Pharmacy	550000		Laibrary Books	844	
Group of Institution	755000		Dhanvantari Shaers Deposit	2000000	
HSBPVTrust	2368300		Loans & Advances (Asset)	2550378	
Institute of Managment	12926477		Sundry Debtors	444696	
Dissscount	2000		Faculty of Pharmacy	300000	
Exam Grant Received	204081		HSBPVTrust	3583250	
Grant for Book Bank(Samajkalyanna	142500		Institute of Managment	312000	
Intrest Received	19041		Parikrama Transport	307503	
L C Fee	2900		University Exam Fee	1391395	
University Exam Fee	1905756		Administative Exp	18404	
Affilaction Fee	167600		Advertisement Exp.	52020	
Refreshment Exp	36000	72746561	Affilaction Fee	252600	
			ARA Processing Expenses	61900	
			Audit Exp	9000	
			Bank Charges	401617	
			Eligibility Expenes	118000	
			Exam Expense	810680	
			Garden Expenses	54063	
			Gym & Sport Expenses	12820	
			Interest	2049256	
			Internet Charges Exp.	2800	
			Postage & Stamp Expenses	1424	
			Printing & Stationery	11311	
			Procesing Fee	400000	
			Professional Fees	16600	
			Refreshment Exp	91719	
			Reparing & Maintenance Exps	55984	
			Subcripation Fee	29500	
			Telephone Exp	3402	
			Traveling Exp.	56514	
			University Expenses	21495	
			University Pro-Reta Exp	104624	
			Workshop Expenses	22550	
			ZEROX& MAINTANCES	34264	74215161
			Closing Balance		
			Cash in Hand	75800	
			Bank Accounts	151427	227227
Total		74,442,388	Total		74,442,388

Examined & Found correct as per even date report

For Prasad R. Kulkarni & Co.
Chartered Accountants

W.Patil
Principal **PRINCIPAL**
H.S.B.P.V.T.'S GROUP OF INSTITUTION'S
PARIKRAMA COE KASHTI

Prasad R. Kulkarni
C.A. Prasad R. Kulkarni
Partner
Mem.No.114226
Date: 16/12/2020



Details of Financial audit report A.Y. 18-19

Ma.Na. Babanrao Pachpute Vichardhara Trust's College of Engineering Income & Expenditure Account For the year ended 31st Mar 2019					
Expenditure	Amount	Amount	Income	Amount	Amount
To Expenses			By Incomes		
Salary for Teaching Staff	40045988		Tution Fee	27329692	
Salary for Non Teaching Staff	6172564		University Fee(Library, Gym, etc)	943680	
PF Expenses	2019690		Development Fee	2466238	
Advertisement Exp.	89046		Photo Copy Exp	4656	30744266
Affiliation Fee	98000				
Alumni Expenses	52800				
Annual Social Gathering Expenses	99500				
Administrative Exp for office	389219				
Audit Expenses	10000				
Audit Fee	48000				
Bank Charges	163197				
Electricity Expenses	1668013				
Eligibility Expenses	120000		Indirect Incomes		
AICTE Approval Expenses	101416		By Intrest Received	33893	33893
Garden Expenses	23170				
Gym & Sport Expenses	41716		By Deficit		32052642
Honorium Expenses	45367				
Interest on working capital	6780335				
Internet Expenses	5600				
Journals & Periodicals Expenses	138095				
Postage & Stamp Expenses	918				
Chemical Expenses	4499				
F C Expenses	93060				
F R A Expenses	50012				
Liabrary Expenses	15000				
Office Expenses	3550				
PNS Expenses	145184				
Practical Exam Expenses	119275				
Printing & Stationery	227104				
Procesing Fee	170000				
Refreshment Exp	39941				
Registration Fee	300				
Reparing & Maintenance Exps	442370				
Staff Traning Exp	2632				
Staff Welfare Expenses	14746				
Student Traning Expenses	47300				
Subcription Fee	54500				
Telephone Exp	88808				
Traveling Exp.	235630				
University Expenses	225208				
Workshop Expenses	105705				
ZEROX& MAINTANCES	34264	60231722			
Depriciation A\c		2599079			
Total		62830801	Total		62830801

Examined & Found correct as per even date report
For Prasad R. Kulkarni & Co.
Chartered Accountants

(Signature)

C.A. Prasad R. Kulkarni
Partner
Mem No.114226
Date: 30/10/2019




Principal



(Signature)
Principal
HSBPVT's GOI, Faculty of Engineering
Kashti, Tal. Shrigonda, Dist. Ahmednagar

Ma.Na. Babanrao Pachpute Vichardhara Trust's College of Engineering Balancesheet As on 31st Mar 2019					
Liabilities	Amount	Amount	Assets	Amount	Amount
Inter Branch Account			Fixed Assets		
D Pharmacy	(30,000)		Gross Block	67,269,926	
Trust Account	89,204,251		Less: Accumulated Depreciation	52,884,471	14,385,455
Faculty of Pharmacy	3,367,024				
Parikrama Hostel	1,699,510		Investments		
Parikrama Transport	388,050		Dhanvantari Shares	3,345,000	
Parikrama Polytechnique	(3,188,394)		Gas Deposit	23,100	3,368,100
Institute of Managment	(552,735)				
Parikrama Public School	(294,340)		Loans & Advances		65,305
Group of Institution	(4,659,814)	85,933,553			
Secured Loan		45,958,193	Other Current Asset		
			Sundry Debtors	15,804,304	15,804,304
Current Liabilities					
Sundry Creditors	3,787,392		Cash & Bank Balances		
RD Payable	561,900		Dhanvantari GBS Pathsanstha	423,840	
Other Liabilities For Expenses	2,144,259		Dhanvantari Exam A/c	1,161,837	
Excess Fee	881,141		Union Bank Of India	110,150	1,695,827
Provisional Fee	920,113				
Other Expenses payable	12,772,554		Misc.Exp.(Asset)		
Unpaid Salary	6,131		Income & Exp A/c	105,105,853	
Provision	15,396,250		Add: Deficit (Surplus)	32,052,642	137,158,495
Security Deposit	4,116,000	40,585,740			
Total		172,477,486	Total		172,477,486


Examined & Found correct as per even date report
For Prasad R. Kulkarni & Co.
Chartered Accountants


C.A. Prasad R. Kulkarni
Partner
Mem No.114226
Date: 30/10/2019



Principal




Principal
HSBPVT's Group of Institutions, Faculty of Engineering
Kashti, Tal. Strigonda, Dist. Ahmednagar

Ma.Na. Babanrao Pachpute Vichardhara Trust's College of Engineering Fixed Assets and Depreciation For the Year 2018-19												
Sr.	Assets	Gross Block			Rate of Dep	Depreciation					Closing WDV	
		Opening	Additions			Closing	Opening Bal.	Current Depreciation				Closing Bal
			Before 1.10	After 1.10				Before 1.10	After 1.10	Total		
1	Basic Civil Eng. Lab Equipme	2,718,695	-	-	2,718,695	15%	1,441,189	191,626	-	191,626	1,632,815	1,085,880
2	Chemistry Lab. Equipments	13,213	-	-	13,213	15%	10,152	459	-	459	10,611	2,602
3	Computer Lab. Equipments	21,462,748	95,000	-	21,557,748	40%	21,026,573	212,470	-	212,470	21,239,043	318,705
4	Electronics Lab. Equipment	1,058,369	-	-	1,058,369	15%	769,934	43,265	-	43,265	813,199	245,170
5	E & TC Lab	4,209,314	-	199,101	4,408,415	15%	2,462,298	262,052	14,933	276,985	2,739,283	1,669,132
6	Graphic Lab	25,341	-	-	25,341	15%	16,500	1,326	-	1,326	17,826	7,515
7	Mechtroncis Lab	872,156	-	-	872,156	15%	567,893	45,639	-	45,639	613,532	258,624
8	Metrology & Quality Control	730,357	-	-	730,357	15%	475,563	38,219	-	38,219	513,782	216,575
9	Refrigeration & Air Lab	410,400	-	-	410,400	15%	267,227	21,476	-	21,476	288,703	121,697
10	Strength Material Lab	172,125	-	-	172,125	15%	116,946	8,277	-	8,277	125,223	46,902
11	Mechanics Lab. Equipments	1,330,251	-	-	1,330,251	15%	867,831	69,363	-	69,363	937,194	393,057
12	Physics Lab Equipments	822,118	-	-	822,118	15%	625,525	29,489	-	29,489	655,014	167,104
13	Workshop Equipment	1,680,637	-	-	1,680,637	15%	1,274,593	60,907	-	60,907	1,335,500	345,137
14	Lab Equipment	18,992,083	42,816	37,636	19,072,535	15%	11,457,552	1,136,602	2,823	1,139,425	12,596,977	6,475,558
15	Liabrary Books	4,454,730	3,836	-	4,458,566	15%	2,863,597	239,245	-	239,245	3,102,842	1,355,724
16	Printers	261,905	-	-	261,905	40%	247,242	5,865	-	5,865	253,107	8,798
17	Furniture & Fixtures	3,063,907	-	-	3,063,907	10%	1,655,686	140,822	-	140,822	1,796,508	1,267,399
18	Softwares	3,219,465	-	-	3,219,465	40%	3,207,634	4,732	-	4,732	3,212,366	7,099
19	Projector LCD	216,248	-	-	216,248	40%	215,652	238	-	238	215,890	358
20	Walky Talky Unit	120,440	-	-	120,440	15%	90,083	4,554	-	4,554	94,637	25,803
21	AC	301,050	-	-	301,050	15%	204,540	14,477	-	14,477	219,017	82,033
22	Water Filter	148,760	-	-	148,760	15%	97,512	7,687	-	7,687	105,199	43,561
23	Xerox Machine	589,225	-	-	589,225	15%	314,622	41,190	-	41,190	355,812	233,413
24	Punching Machine	18,000	-	-	18,000	15%	9,048	1,343	-	1,343	10,391	7,609
	Total	66,891,537	141,652	236,737	67,269,926		50,285,392	2,581,323	17,756	2,599,079	52,884,471	14,385,455



Wati
Principal
HSBPV Trust's, GOI, Faculty of Engineering
Kashti, Tal. Shrigonda, Dist. Ahmednagar



**HSBPVT's Group of Institutions,
Faculty of Engineering, Kashti**
Affiliated to Savitribai Phule Pune University & Approved by AICTE


Details of Financial audit report A.Y. 17-18

Ma.Na. Babanrao Pachpute Vichardhara Trust's College of Engineering Income & Expenditure Account For the year ended 31st Mar 2018					
Expenditure	Amount	Amount	Income	Amount	Amount
To Expenses			By Incomes		
Salary for Teaching Staff	37926898		Tution Fee	27667035	
Salary for Non Teaching Staff	7143266		University Fee(Library, Gym, etc)	961880	
PF Adm Charges	193791		Development Fee	2659196	
PF Expenses	2022175		Photo Copy Exp	3647	31291758
Gratuity Exp	2648023				
Advertisement Exp.	575877				
Affiliation Fee	98000				
Alumni Expenses	2580				
Annual Social Gathering Expenses	297368				
Administrative Exp for office	562708				
ARC Fees Expensess	77700				
Audit Fee Expenses	61800		Indirect Incomes		
Bank Charges	10686		By Intrest Received	36851	36851
Electricity Expenses	1250422				
Eligibility Expenses	111100		By Deficit		33979848
Exam Expense	389402				
AICTE Approval Expenses	100000				
Garden Expenses	210120				
Gym & Sport Expenses	31394				
Honarium Expenses	319400				
Industrial Visit Exp.	36599				
Interest on working capital	3039116				
Internet Expenses	9000				
Journals & Periodicals Expenses	48000				
Postage & Stamp Expenses	13354				
Procesing Fee	674647				
Refreshment Exp	89692				
Registration Fee	6200				
Reparing & Maintenance Exps	431192				
Repairs and Main. To building	1447815				
Staff Traning Exp	90725				
Stationery Expenses	393432				
Student Traning Expences	395510				
Subcripation Fee	25000				
Telephone Exp	29536				
Traveling Exp.	439596				
University Expenses	246381				
Workshop Expenses	187652				
Water Charges	579126				
ZEROX& MAINTANCES	43000	62258283			
Depriciation A\c		3050174			
Total		65308457	Total		65308457

Examined & Found correct as per even date report
For Prasad R. Kulkarni & Co
Chartered Accountants

(Signature)

C.A. Prasad R. Kulkarni
Partner
Mem No.114226
Date: 15/10/2018




(Signature)

Principal
PRINCIPAL


HSBPVT'S GROUP OF INSTITUTION'S
PARIKRAMA COE KASHTI

Ma.Na. Babanrao Pachpute Vichardhara Trust's College of Engineering Balancesheet As on 31st Mar 2018					
Liabilities	Amount	Amount	Assets	Amount	Amount
Inter Branch Account			Fixed Assets		
D Pharmacy	(30,000)		Gross Block	66,891,537	
Trust Account	79,130,302		Less: Accumulated Depreciation	50,285,392	16,606,145
Faculty of Pharmacy	2,186,272		Investments		
Parikrama Hostel	1,588,250		Dhanvantari Shares	2,495,000	
Parikrama Transport	1,459,255		Gas Deposit	23,100	2,518,100
Parikrama Polytechnique	(3,047,981)		Loans & Advances		4,687
Institute of Managment	562,563		Other Current Asset		
Parikrama Public School	(303,690)		Sundry Debtors	16,175,381	16,175,381
Group of Institution	(4,685,665)	76,859,306	Cash & Bank Balances		
Current Liabilities			Dhanvantari GBS Pathsanstha	172,903	
Sundry Creditors	3,773,264		Dhanwantari Exam A/c	2,223,050	
RD Payable	143,600		Union Bank Of India	3,891	2,399,844
Other Liabilities For Expenses	3,428,184		Misc.Exp.(Asset)		
Excess Fee	905,185		Income & Exp A/c	71,126,005	
Provisional Fee	1,059,384		Add: Deficit (Surplus)	33,979,848	105,105,853
ARC Expenses payable	94,300				
Unpaid Salary	6,131				
Provision	7,499,797	20,722,845			
Security Deposit	3,813,000	45,227,858			
Secured Loans					
Total		142,810,010	Total		142,810,010

Examined & Found correct as per even date report
For Prasad R. Kulkarni & Co.
Chartered Accountants


C.A. Prasad R. Kulkarni
Partner
Mem No.114226
Date: 15/10/2018




Principal

PRINCIPAL
S.B.P.V.T.'S GROUP OF INSTITUTION'S,
PARIKRAMA COE KASHTI



**HSBPVT's Group of Institutions,
Faculty of Engineering, Kashti**
Affiliated to Savitribai Phule Pune University & Approved by AICTE

Ma.Na. Babanrao Pachpute Vichardhara Trust's College of Engineering Fixed Assets and Depreciation For the Year 2017-18												
Sr.	Assets	Gross Block			Rate of Dep	Depreciation					Closing WDV	
		Opening	Additions			Closing	Opening Bal.	Current Depreciation				Closing Bal
			Before 1.10	After 1.10				Before 1.10	After 1.10	Total		
1	Basic Civil Eng. Lab Equipments	2,718,695	-	-	2,718,695	15%	1,215,747	225,442	-	225,442	1,441,189	1,277,506
2	Chemistry Lab. Equipments	13,213	-	-	13,213	15%	9,612	540	-	540	10,152	3,061
3	Computer Lab. Equipments	21,462,748	-	-	21,462,748	40%	20,735,790	290,783	-	290,783	21,026,573	436,175
4	Electronics Lab. Equipment	1,058,369	-	-	1,058,369	15%	719,034	50,900	-	50,900	769,934	288,435
5	E & TC Lab	4,209,314	-	-	4,209,314	15%	2,154,001	308,297	-	308,297	2,462,298	1,747,016
6	Graphic Lab	25,341	-	-	25,341	15%	14,940	1,560	-	1,560	16,500	8,841
7	Mechtroncis Lab	872,156	-	-	872,156	15%	514,199	53,694	-	53,694	567,893	304,263
8	Metrology & Quality Control Lab	730,357	-	-	730,357	15%	430,599	44,964	-	44,964	475,563	254,794
9	Refrigeration & Air Lab	410,400	-	-	410,400	15%	241,961	25,266	-	25,266	267,227	143,173
10	Strength Material Lab	172,125	-	-	172,125	15%	107,209	9,737	-	9,737	116,946	55,179
11	Mechanics Lab. Equipments	1,330,251	-	-	1,330,251	15%	786,228	81,603	-	81,603	867,831	462,420
12	Physics Lab Equipments	822,118	-	-	822,118	15%	590,832	34,693	-	34,693	625,525	196,593
13	Workshop Equipment	1,680,637	-	-	1,680,637	15%	1,202,938	71,655	-	71,655	1,274,593	406,044
14	Lab Equipment	18,260,069	732,014	-	18,992,083	15%	10,127,929	1,329,623	-	1,329,623	11,457,552	7,534,531
15	Liabrury Books	4,221,459	59,046	174,225	4,454,730	15%	2,598,181	252,349	13,067	265,416	2,863,597	1,591,133
16	Printers	261,905	-	-	261,905	40%	237,466	9,776	-	9,776	247,242	14,663
17	Furniture & Fixtures	3,063,907	-	-	3,063,907	10%	1,499,217	156,469	-	156,469	1,655,686	1,408,221
18	Softwares	3,219,465	-	-	3,219,465	40%	3,199,746	7,888	-	7,888	3,207,634	11,831
19	Projector LCD	216,248	-	-	216,248	40%	215,255	397	-	397	215,652	596
20	Walky Talky Unit	120,440	-	-	120,440	15%	84,726	5,357	-	5,357	90,083	30,357
21	AC	301,050	-	-	301,050	15%	187,509	17,031	-	17,031	204,540	96,510
22	Water Filter	148,760	-	-	148,760	15%	88,468	9,044	-	9,044	97,512	51,248
23	Xerox Machine	589,225	-	-	589,225	15%	266,163	48,459	-	48,459	314,622	274,603
24	Punching Machine	18,000	-	-	18,000	15%	7,468	1,580	-	1,580	9,048	8,952
	Total	65,926,252	791,060	174,225	66,891,537		47,235,218	3,037,107	13,067	3,050,174	50,285,392	16,606,145

WRTI
Principal
HSBPVT's Group of Institutions
Faculty of Engineering
Kashti, Tal. Chingoda, Dist. Ahmednagar



HSBPVTGOI College of Engineering 16/17

College Of Engineering
Post Box # 0001. A/P: Kashti
Tal: Shrigonda Dist: A. Nagar

Profit & Loss A/c

1-Jul-2021 to 30-Sep-2021

Particulars	1-Jul-2021 to 30-Sep-2021	Particulars	1-Jul-2021 to 30-Sep-2021
Gross Profit c/o		Direct Incomes	
		Gross Profit b/f	
Indirect Expenses	68,59,245.95	Indirect Incomes	39,629.00
Advertisement Exp.	4,000.00	Admission Cancel	1,000.00
Affiliation Fee	2,80,000.00	Bonafide & Lc Fee	2,813.00
Bank Charges	356.95	Civil Testing Fee	14,950.00
Electricity Expenses	8,685.00	Intrest Received	5,980.00
E P F Adm Charges	1,000.00	Neet Exam	14,001.00
F C Exp	(-) <u>37,015.00</u>	University Exam Fee	<u>885.00</u>
Interest Paid	2,38,431.00		
Printing & Stationery	8,550.00	Nett Loss	68,19,616.95
Professional Fees	27,750.00		
Providend Fund Expenses	7,500.00		
Registration Fee	500.00		
Reparing & Maintenance Exps	22,630.00		
Salary for Non Teaching Staff	12,04,329.00		
Salary for Teaching Staff	50,78,256.00		
Traveling Exp.	6,736.00		
University Expenses	<u>7,537.00</u>		
Total	68,59,245.95	Total	68,59,245.95

Account Officer

Hon. Babanrao Pachpute Vichardhara Trust's
College of Engineering, Kashti
Tal. Shrigonda, Dist. Ahmednagar

Internal Auditor



Principal

HSBPV Trust's. GOI, Faculty of Engineering
Kashti, Tal. Shrigonda, Dist. Ahmednagar


HSBPVTGOI College of Engineering 16/17

College Of Engineering
Post Box # 0001. A/P: Kashti
Tal: Shrigonda Dist: A. Nagar

Profit & Loss A/c

1-Aug-2021 to 30-Dec-2021


Particulars	1-Aug-2021 to 30-Dec-2021	Particulars	1-Aug-2021 to 30-Dec-2021
Gross Profit c/o	6,39,20,138.00	Direct Incomes	6,39,20,138.00
		Development Fee	65,05,792.00
		Tution Fee	5,59,58,946.00
		University Fee	14,55,400.00
	6,39,20,138.00		6,39,20,138.00
Indirect Expenses	1,20,50,494.65	Gross Profit b/f	6,39,20,138.00
Administative Exp	300.00	Indirect Incomes	8,90,234.00
Advertisement Exp.	14,000.00	Admission Cancel	1,000.00
Affilaction Fee	2,80,000.00	Bonafide & Lc Fee	10,544.00
Ariars of Salary	1,806.00	Civil Testing Fee	18,950.00
Bank Charges	197.65	Intrest Received	11,934.00
Electricity Expenses	20,955.00	Neet Exam	45,731.00
E P F Adm Charges	28,172.00	University Exam Fee	8,02,075.00
F C Exp	(-)37,015.00		
Garden Expenses	10,766.00		
Gym & Sport Expenses	1,630.00		
Honorium Expenses	44,100.00		
Interest Paid	2,38,431.00		
PNS Expenses	5,000.00		
Printing & Stationery	8,985.00		
Professional Fees	27,750.00		
Providend Fund Expenses	6,86,805.00		
Refreshment Exp	4,680.00		
Reparing & Maintenance Exps	50,396.00		
Salary for Non Teaching Staff	21,92,327.00		
Salary for Teaching Staff	84,09,384.00		
SOFTWARE RENEWAL FEE	7,800.00		
Student Traning Expences	35,240.00		
Traveling Exp.	15,798.00		
University Expenses	2,987.00		
Nett Profit	5,27,59,877.35		
Total	6,48,10,372.00	Total	6,48,10,372.00


Account Officer
H. S. B. P. V. T. Group of Institutions
College of Engineering, Kashti
Tal. Shrigonda, Dist. Ahmednagar



Internal Auditor




Principal
H. S. B. P. V. T. Group of Institutions
College of Engineering
Kashti, Tal. Shrigonda, Dist. Ahmednagar


HSBPVGOI College of Engineering 16/17


College Of Engineering
Post Box # 0001. A/P: Kashti
Tal: Shrigonda Dist: A. Nagar


Profit & Loss A/c

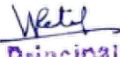
1-Apr-2021 to 30-Jun-2021

Particulars	1-Apr-2021 to 30-Jun-2021	Particulars	1-Apr-2021 to 30-Jun-2021
Gross Profit c/o		Direct Incomes	
Indirect Expenses	31,63,643.70	Gross Profit b/f	
Bank Charges	17.70		
E P F Adm Charges	3,898.00	Indirect Incomes	28,913.00
Honorium Expenses	20,000.00	Admission Cancel	3,000.00
Interest Paid	2,26,793.00	Bonafide & Lc Fee	800.00
Professional Fees	12,000.00	Intrest Received	13,418.00
Providend Fund Expenses	97,438.00	University Exam Fee	11,695.00
Reparing & Maintenance Exps	68,330.00		
Salary for Non Teaching Staff	5,00,856.00	Nett Loss	31,34,730.70
Salary for Teaching Staff	22,33,547.00		
Traveling Exp.	764.00		
Total	31,63,643.70	Total	31,63,643.70


Account Officer
Hon. Babanrao Pachpute Vichardhara Trust's
College of Engineering, Kashti
Tal. Shrigonda, Dist. Ahmednagar


Internal Auditor




Principal
HSBPV Trust's, GOI, Faculty of Engineering
Kashti, Tal. Shrigonda, Dist. Ahmednagar