

Hon. Shri. Babanrao Pachpute Vichardhara Trust's

Group of Institutions

Kashti, Tal - Shrigonda, Dist-Ahmednagar, Maharashtra - 414 701

Faculty of Engineering

Approved by AICTE, MS (New-Int)-Engg./2009/09, Dt. 15/06/09, Affiliated to Savitribai Phule Pune University

HSBPVT's GOI

Faculty of Engineering, Kashti

NAAC Criteria IV

4.1.2 Percentage of expenditure, excluding salary for infrastructure augmentation during last five years (INR in Lakhs)

Index- 4.1.2

Sr. No.	Details of Documents	Page No.
1.	Expenditure Summary	02
2.	Audit Report 2021 - 22	03
3.	Audit Report 2020 - 21	09
4.	Audit Report 2019 - 20	14
5.	Audit Report 2018 - 19	18
6.	Audit Report 2017 - 18	21



Weti
Principal
HSBPV Trust's, GOI, Faculty of Engineering
Kashti, Tal. Shrigonda, Dist. Ahmednagar



Summary

Expenditure for infrastructure augmentation excluding salary year wise during last five years (INR in lakhs)

Sr.No	Year	Expenditure (in lakhs)
1	2021-22	3.12046
2	2020-21	78.99519
3	2019-20	12.46644
4	2018-19	10.02180
5	2017-18	24.39724



Wkt.
Principal
HSBPV Trust's GOI, Faculty of Engineering
Kashti, Tal. Shrigonda, Dist. Ahmednagar

Ma.Na. Babanrao Pachpute Vaidhartha Trust's
College of Engineering
Income & Expenditure Account
For the year ended 31st Mar 2022

Expenditure	Amount	Amount	Income	Amount	Amount
To Expenses			By Incomes		
Salary for Teaching Staff	17982984		Tuition Fee	55958916	
Salary for Non Teaching Staff	4470702		University Fee	1453100	
Salary Arrears	6368		Development Fee	6505792	63920138
Provident Fund Adm Expenses	45977				
Provident Fund Expenses	1131924				
Grauity	145871		Indirect Incomes		
Administrative Exp	17458		By Other Misc.	51291	
Advertisement Exp.	114000				
Affiliation Fee	280000		By Intrest Received	41681	93978
A R A Expenses	62959				
Bank Charges	876				
Building Repairing and Maintance	250000				
Electricity Expenses	37735				
Eligibility Expenses	210350				
F C Exp	-37015				
Function Exp.	522				
Garden Expenses	10766				
Gym & Sport Expenses	26022				
Honorium Expenses	114200				
Interest Paid	942714				
Internet Expenses	4954				
PNS Expenses	5000				
Printing & Stationery	19485				
Professional Fees	105250				
Refreshment Exp	15705				
Registration Fee	500				
Reparing & Maintenance Exps	321785				
SOFTWARE RENEWAL FEE	7800				
Staff Traning Exp	149063				
Student Traning Expences	35240				
Traveling Exp.	136103				
University Expenses	6187				
University Pro-Reta Exp	175040				
		26796525			
		1688229			
Depriciation A/c		35531362			
		64016116			
To Surplus					
Total			Total		64016116

Examined & Found correct as per own date report

For Prasad R. Kulkarni & Co
Chartered Accountants

C.A. Prasad R. Kulkarni
Partner

Mem No.114226

Date: 27/09/2022



Principal





Principal
HSBPV Trust's GOI, Faculty of Engineering
Kashib, Tal. Shrigonasa, Dist. Ahmednagar

**Ma.Na. Babanrao Pachpute Vichardhara Trust's
Institute of Management
Income & Expenditure Account
For the year ended 31st Mar 2022**

Expenditure	Amount	Amount	Income	Amount	Amount
To Expenses			By Income		
Salary for Non Teaching Staff	32,04,947		Development Fees	24,24,113	
Salary for Teaching Staff	93,23,734		Tuition Fees	1,87,04,118	2,11,28,231
Provident Fund Adm Charges Expenses	11,422				
Provident Fund Expenses	2,84,343				
Gratuity Exp.	6,53,294				
Advertisement Expenses	6,86,625				
Admission Process Fee	1,35,021				
Affiliation expenses	5,14,615				
Audit fee	3,07,000				
Building Rent	10,80,000				
Bank Charges	1,220		By Interest Income		57,111
Cleaning Expenses	3,30,000				
Electricity Expenses	8,44,253				
Eligibility remuneration Exp.	18,380		By Deficit		25,71,216
Exam Remuneration	11,640				
Fuel Expenses	3,47,335				
Garden Expenses	8,50,035				
Guest Lecture Remuneration	78,532				
Generator maintenance and fuel Exp.	3,50,000				
Office Expense	90,088				
Interest on Loan	8,70,345				
Internet Exp.	6,19,500				
Postage & Stamp Expenses	908				
Printing & Stationary Expenses	80,485				
Processing fees Exp.	72,369				
Professional Fees Exp.	23,500				
Corporation Taxes/ Municipal Tax Exp.	9,53,790				
Refreshment Expenses	3,323				
Repairs & Maintance to Building Exp.	7,63,023				
Repairs & Maintance to Other Exp.	4,83,285				
Travelling Expenses	1,27,466				
Water charges/ Expnses	2,45,900				
University Expenses	1,67,894	2,35,34,272			
		2,22,898			
To Depreciation					
By Surplus					
Total		2,37,57,170	Total		2,37,57,170

Examined & Found correct as per even date report
For Prasad R. Kulkarni & Co.
Chartered Accountants

(Signature)
C.A. Prasad R. Kulkarni
Partner
Mem No.114226
Date: 27/09/2022




(Signature)
Principal
HSBPV Trust's, GOI, Faculty of Engineering
Kashi, Tal. Shrigonda, Dist. Ahmednagar

**Ma.Na. Babanrao Pachpute Vichardhara Trust's
College of Engineering
Balancesheet
As on 31st Mar 2022**


Liabilities	Amount	Amount	Assets	Amount	Amount
Inter Branch Account			Fixed Assets		
D Pharmacy	(1)		Gross Block	6,87,31,857	
Faculty of Pharmacy	3,44,599		Less: Accumulated Depreciation	5,89,32,427	97,99,430
Group of Institution	(40,94,286)		Investments		
HSBPVTrust	13,62,66,278		Saiseva Patsanstha Shares	2,50,000	
Institute of Management	7,49,535		Gas Deposit	23,100	
Parikrama Hostel	17,54,010		Mahavitaran Deposit	25,000	2,98,100
Parikrama Polytechnic	(18,71,301)		Loans & Advances		(5,893)
Parikrama Public School	(1,04,990)		Other Current Asset		
Parikrama Science College	100		Sundry Debtors	6,15,57,949	6,15,57,949
Parikrama Transport	4,79,646	13,35,23,590	Cash & Bank Balances		
Secured Loan		9,27,90,273	Cash In Hand	75,800	
Current Liabilities			Dhanvantari GBS Pathsanstha		
Sundry Creditors	57,20,332		Indusind bank	18,470	
IT Payable	3,02,350		Union Bank Of India	13,20,812	14,15,082
PF Payable	1,18,178		Misc. Exp. (Asset)		
PT Payable	1,27,325		Income & Exp A/c	20,18,37,086	
Unpaid salary	6,131		Add: Deficit (Surplus)	(3,55,31,362)	16,63,05,723
Salary Payable	46,23,480				
Excess fee	1,42,230				
Provisional fee	1,13,502	1,30,56,528			
Security Deposit	19,03,000				
Total		23,93,70,391	Total		23,93,70,391

Examined & Found correct as per given date report
For Prasad R. Kulkarni &
Chartered Accountants

Prasad R. Kulkarni
C.A. Prasad R. Kulkarni
Partner
Mem No.114226
Date: 27/09/2022



Principal




Wet
Principal
HSBPV Trust's GOI, Faculty of Engineering
Kashib, Tal. Shrigonda, Dist. Ahmednagar

**Ma. No. Babanrao Pechpata Vichardhara Trust's
College of Engineering
Receipt & Payment A/c
For the Year Ended 31st March 2022**


Receipts	Amount	Amount	Payments	Amount	Amount
To Opening Balance					
Cash in Hand	75800		Secured Loans	1395860	
Bank Accounts	1941806	2017606	Excess Fee	34486	
			Provisional Fee	2500	
Excess Fee	231546		Security Deposit	22000	
Provisional Fee	28000		Duties & Taxes	2506186	
Sundry Creditors	11000		Provisions	39972730	
Loans & Advances (Asset)	165834		Sundry Creditors	1346205	
Sundry Debtors	20776164		Library Books	13570	
D Pharmacy	499999		Loans & Advances (Asset)	1564977	
Faculty of Pharmacy	893055		Sundry Debtors	229869	
Group of Institution	383430		D Pharmacy	508000	
HSBPVTrust	15038244		Faculty of Pharmacy	500000	
Institute of Management	21058115		HSBPVTrust	8699356	
Parikrama Polytechnic	3821449		Institute of Management	200000	
Parikrama Public School	120000		Parikrama Polytechnic	3779999	
Admission Cancel	5000		Parikrama Science College	16200	
Bonafide & Lc Fee	24444		Neet Exam	219731	
Civil Testing Fee	18950		University Exam Fee	1051500	
Intrest Received	44684		Administrative Exp	16820	
Neet Exam	219731		Advertisement Exp.	17024	
University Exam Fee	1052340		Affiliation Fee	280000	
Advertisement Exp.	3024		A R A Expenses	62959	
Exam Expense	71019		Ariars of Salary	4562	
F C Exp	74690	64540718	Bank Charges	876	
			Eligibility Expenses	210350	
			E P F Adm Charges	4977	
			Exam Expense	71019	
			F C Exp	37675	
			Function Exp.	522	
			Garden Expenses	10766	
			Gratuity Expenses	145871	
			Gym & Sport Expenses	18042	
			Honorium Expenses	94200	
			Interest Paid	157074	
			PNS Expenses	5000	
			Printing & Stationery	19485	
			Professional Fees	27750	
			Providend Fund Expenses	1131924	
			Refreshment Exp	15705	
			Registration Fee	500	
			Repairing & Maintenance Exps	257349	
			SOFTWARE RENEWAL FEE	7800	
			Staff Training Exp	149063	
			Student Training Expenses	35240	
			Travelling Exp.	129393	
			University Expenses	7887	
			University Pro-Reta Exp	175040	65143242
			By Closing Balance		
			Cash in Hand	75800	
			Bank Accounts	1339282	1415082
Total		6,65,58,324	Total		6,65,58,324

Examined & Found correct as per Prasad R. Kulkarni & Co. Chartered Accountants


Prasad R. Kulkarni & Co.
 Chartered Accountants
 Ahmednagar
 FRN No. 123742W
 C.A. Prasad R. Kulkarni
 Partner
 Mem No.114226
 Date: 27/09/2022


Principal




 Principal
 HSBPV Trust's, GOI, Faculty of Engineering
 Kashib, Tal. Shrigonasa, Dist. Ahmednagar

Ma.Na. Babarao Pachpute Vichardhara Trust's
College of Engineering
Fixed Assets and Depreciation
For the Year 2021-22

Sr. Assets	Gross Block			Rate of Dep	Depreciation			Closing WDV		
	Opening	Additions			Opening Bal.	Current Depreciation			Closing Bal	
		Before 1.10	After 1.10			Before 1.10	After 1.10			Total
1 Basic Civil Eng. Lab Equipments	27,18,695	-	-	15%	19,34,147	1,17,682	-	1,17,682	20,51,829	6,66,866
2 Chemistry Lab. Equipments	13,213	-	-	15%	11,333	282	-	282	11,615	1,598
3 Computer Lab. Equipments	2,17,70,430	-	-	40%	2,15,79,131	76,520	-	76,520	2,16,55,651	1,14,779
4 Electronics Lab. Equipment	10,58,369	-	-	15%	8,81,234	26,570	-	26,570	9,07,804	1,50,565
5 E & TC Lab	44,22,498	-	-	15%	32,05,477	1,82,553	-	1,82,553	33,88,030	10,34,468
6 Graphic Lab	25,341	-	-	15%	19,911	815	-	815	20,726	4,615
7 Mechronis Lab	8,72,156	-	-	15%	6,85,301	28,028	-	28,028	7,13,329	1,58,827
8 Metrology & Quality Control Lab	7,30,357	-	-	15%	5,73,881	23,471	-	23,471	5,97,352	1,33,005
9 Refrigeration & Air Lab	4,10,400	-	-	15%	3,22,474	13,189	-	13,189	3,35,663	74,737
10 Strength Material Lab	1,72,125	-	-	15%	1,38,238	5,083	-	5,083	1,43,321	28,804
11 Mechanics Lab. Equipments	13,30,251	-	-	15%	10,46,268	42,597	-	42,597	10,88,865	2,41,386
12 Physics Lab Equipments	8,22,118	-	-	15%	7,01,386	18,110	-	18,110	7,19,496	1,02,622
13 Workshop Equipment	16,80,637	-	-	15%	14,31,276	37,404	-	37,404	14,68,680	2,11,957
14 Lab Equipment	1,93,12,609	-	1,64,000	15%	1,44,60,242	7,27,855	12,300	7,40,155	1,52,00,397	42,76,212
15 Liabrary Books	46,06,151	-	13,570	15%	35,10,656	1,64,324	1,018	1,65,342	36,75,998	9,43,723
16 Printers	2,61,905	-	-	40%	2,58,738	1,267	-	1,267	2,60,005	1,900
17 Furniture & Fixtures	36,08,357	-	-	10%	21,16,260	1,49,210	-	1,49,210	22,65,470	13,42,887
18 Softwares	32,48,952	-	-	40%	32,31,535	6,967	-	6,967	32,38,502	10,450
19 Projector LCD	2,16,248	-	-	40%	2,16,119	52	-	52	2,16,171	77
20 Walky Talky Unit	1,20,440	-	-	15%	1,01,797	2,796	-	2,796	1,04,593	15,847
21 Samsung AC	3,01,050	-	-	15%	2,41,781	8,890	-	8,890	2,50,671	50,379
22 Water Filter	2,44,760	-	-	15%	1,43,927	15,125	-	15,125	1,59,052	85,708
23 Xerox Machine	5,89,225	-	-	15%	4,20,584	25,296	-	25,296	4,45,880	1,43,345
24 Punching Machine	18,000	-	-	15%	12,502	825	-	825	13,327	4,673
Total	6,85,54,287	-	1,77,570		5,72,44,198	16,74,911	13,318	16,88,229	5,89,32,427	97,99,430



Neti
Principal
 HSBPV Trust's GOI, Faculty of Engineering
 Kashi, Tal. Shrigonda, Dist. Ahmednagar

Ma.Na. Babanrao Pachpute Vichardhara Trust's
College of Engineering

Calculation of Depreciation for fixation of fee for the Academic Years 2022-23

Sr. No.	Item	Rate of Depreciation	Opening WDV as on 01/04/2020	(Add) Addition		(Less) Deductions	Net Value	Depreciation	Net Value Depreciation (Closing WDV)
				Addition upto 30th Sept. C1	Addition from 1st Oct. C2				
		A	B		C2	D	E	F	G
1	Equipments and Machinery	15%	10,821,491				10,821,491	1,623,224	9,198,267
2	Computer, Printers and Software	25%	1,027,269	17,692			1,044,961	261,240	783,721
3	Liabrary Books	25%	591,409				591,409	147,852	443,557
4	Furniture & Fixtures	15%	1,571,300				1,571,300	235,695	1,335,605
	Total		14,011,468	17,692			14,029,160	2,268,011	11,761,149

Explanation :-

- (A) Basis of computation of depreciation should be Written Down Value (WDV) method
(b) Calculation of depreciation shall be as per applicable income tax rules

Date:- 15/02/2022

Signature & seal of the certifying Chartered Accountant & Auditors



(Handwritten Signature)



(Handwritten Signature)
Principal
HSBPV Trust's, GOI, Faculty of Engineering
Kashib, Tal. Shrigonda, Dist. Ahmednagar

**Ma.Na. Babanrao Pachpute Vichardhara Trust's
College of Engineering
Income & Expenditure Account
For the year ended 31st Mar 2021**

Expenditure	Amount	Amount	Income	Amount	Amount
To Expenses			By Incomes		
Salary for Teaching Staff	29158282		Tuition Fee	43119979	
Salary for Non Teaching Staff	4003216		Development Fee	4494177	47614156
Salary Arrears	3093989				
Provident Fund Adm Expenses	49526				
Provident Fund Expenses	1574606				
Audit Fee	150900				
AICTE Approval Fee	37000				
ARA Expenses	69000				
Administrative expense	7650		Indirect Incomes		
Honorium Expenses	56000		By Discount	12320	
Advertisement Exp.	220554				
Affiliation Fee	85000		By Interest Received	24379	39999
Gratuity	7210869				
Gardning Expenses	155172				
Exam Expenses	170290				
Bank Charges	120974				
Electricity Expenses	1664407				
Eligibility Expenses	141000				
Labour and Wages charges	1756490				
Processing fees	120000				
Interest on working capital	12495739				
Internet Expenses	854236		By Deficit		25904590
Laboratories Maintenance Exp.	25906				
Corporation Tax	247562				
Misc. Expenses	485117				
Fuel/ Generator charges	290952				
Postage & Stamp Expenses	49215				
Printing & Stationery.	484693				
Processional Fee	68500				
	125730				
Gymkhana and Sport expenses	8730				
Refreshment Exp	495060				
Office Expenses	684451				
Repairing & Maintenance Exps	7117357				
Building Repairs and Maintenance	349550				
Student Welfare expenses	6000				
Workshop expenses	209603				
Telephone Exp	36110				
Transport Charges	115453				
Traveling Exp.	1254076				
University Exam Expenses	138224				
University Expenses		75687391			
		2002304			
Depriciation A/c					
		77689695			
Total			Total		77689695

Examined & Found correct as per even date report
For Prasad R. Kulkarni & Co.
Chartered Accountants

(Signature)
C.A. Prasad R. Kulkarni
Partner
Mem No.114226
Date: 15/02/2022



Principal

S.T = 32-55-32-71




(Signature)
Principal
HSBPV Trust's, GOI, Faculty of Engineering
Kashib, Tal. Shrigonda, Dist. Ahmednagar

**Ma.Na. Babanrao Pachpute Vichardhara Trust's
College of Engineering
Balancesheet
As on 31st Mar 2021**


Liabilities	Amount	Amount	Assets	Amount	Amount
Inter Branch Account			Fixed Assets		
D Pharmacy			Gross Block	68,554,287	
Faculty of Pharmacy	44,599		Less: Accumulated Depreciation	57,244,198	11,310,089
Group of Institution	(4,270,658)				
HSBPVT Trust	121,137,426		Investments		
Institute of Management	1,470,369		Saiseva Patsansta Shares	250,000	
Parikrama Hostel	1,754,010		Gas Deposit	23,100	273,100
Parikrama Polytechnic	(1,907,202)				
Parikrama Public School	(224,990)		Loans & Advances		22,898
Parikrama Science Collage	16,300				
Parikrama Transport	479,646	118,499,500	Other Current Asset		
Secured Loan		98,475,666	Sundry Debtors	39,353,389	39,353,389
Current Liabilities			Cash & Bank Balances		
Sundry Creditors	6,049,872		Cash In Hand	75,800	
IT Payable	1,403,842		Dhanvantari GBS Pathsanstha	-	
PP Payable	93,542		Indusind bank	931,043	
PT Payable	15,700		Union Bank Of India	1,010,763	2,017,606
Gratuity Payable	10,441,369				
ARA expenses payable	69,000		Misc.Exp.(Asset)		
Salary Payable	17,978,823		Income & Exp A/c	171,932,396	
Excess fee	223,720		Add: Deficit (Surplus)	29,904,690	201,837,086
Provisional fee	54,002				
Unpaid salary	6,131				
Security Deposit	1,503,000	37,839,001			
Total		254,814,167	Total		254,814,167

Examined & Found correct as per even date report
For Prasad R. Kulkarni & Co.
Chartered Accountants

C.A. Prasad R. Kulkarni
Partner
Mem No.114226
Date: 15/02/2022



Principal



Wety
Principal
HSBPVT Trust's, GOI, Faculty of Engineering
Kashi, Tal. Shrigonda, Dist. Ahmednagar


**Ms. Ms. Babasaheb Pichaiji Vikramsharma Jetti's
College of Engineering
Receipt & Payment A/c
For the Year ended 31st March 2021**

Receipts	Amount	Amount	Payments	Amount	Amount
To Opening Balance					
Bank Accounts	227227	227227	AK 111 Approval Fee	57111	
Secured Loans	12000000		PF Payable	441111	
Excess fee	170910		ST Payable	411111	
Sundry Creditors	2000		Security Deposit	4111	
Investments	5015000		Excess fee	92	
Loans & Advances (Asset)	242857		Salary Payable	9635740	
Sundry Debtors	22630016		Sundry Creditors	175528	
D Pharmacy	563702		Investments	411111	
Faculty of Pharmacy	500000		Loans & Advances (Asset)	4411111	
Group of Institution	782762		Sundry Debtors	788150	
HSBPV Trust	4586476		D Pharmacy	117104	
Institute of Management	10192571		Faculty of Pharmacy	471006	
Parikrama Polytechnic	1159428		HSBPV Trust	476728	
Parikrama Public school	200000		Institute of Management	711872	
Exam grant received	419561		Parikrama Hotel	19911	
Intrest Received	24579		Parikrama Polytechnic	1154008	
Other Fee	8950		Parikrama Public school	711111	
University Exam Fee	1308849		Parikrama Science college	28044	
Staff Resigning expense	37721	64783951	Parikrama Transport	144371	
			University Exam Fee	124004	
			Administrative Exp	7811	
			Advertisement Exp.	754	
			Affiliation Fee	85111	
			PF Admin charges	32013	
			Bank Charges	12079	
			Eligibility Expenses	141001	
			Exam Expense	303387	
			Honorarium expenses	58111	
			Laboratory expenses	25116	
			Interest	2099213	
			Internet Charges Exp.	2657	
			Postage & Stamp Expenses	2713	
			Printing & Stationery	4301	
			Processing Fee	120000	
			Professional Fees	18501	
			Provident fund expenses	957247	
			Refreshment Exp	8100	
			Reparing & Maintenance Exps	24037	
			Staff training expenses	5560	
			Telephone Exp	1155	
			Traveling Exp.	2395	
			University Pro-Rata Exp	138224	
			Workshop Expenses	6000	
			Website design and development	16667	62993572
			Closing Balance		
			Cash in Hand	75800	
			Bank Accounts	1941806	2017806
Total		65,011,177	Total		65,011,177

Examined & Found correct as per given date report

For Prasad R. Kulkarni & Co.
Chartered Accountants

C.A. Prasad R. Kulkarni
Partner
Mem No.114226
Date: 15/02/2022




Principal



Principal
HSBPV Trust's, GOI, Faculty of Engineering
Kashib, Tal. Shrigonda, Dist. Ahmednagar

Ma.Na. Babanrao Pachpute Vichardhara Trust's
College of Engineering
Fixed Assets and Depreciation
For the Year 2020-21

Sr. Assets	Gross Block			Rate of Dep	Opening Bal.	Depreciation			Closing Bal	Closing WDV		
	Opening	Additions				Before 1.10	After 1.10	Total			Current Depreciation	
		Before 1.10	After 1.10								Before 1.10	After 1.10
1 Basic Civil Eng. Lab Equipments	2,718,695	-	-	15%	1,795,697	138,450	-	138,450	1,934,147	784,548		
2 Chemistry Lab. Equipments	13,213	-	-	15%	11,001	332	-	332	11,333	1,880		
3 Computer Lab. Equipments	21,770,430	-	-	40%	21,451,598	127,533	-	127,533	21,579,131	191,299		
4 Electronics Lab. Equipment	1,058,369	-	-	15%	849,975	31,259	-	31,259	881,234	177,135		
5 E & TC Lab	4,422,498	-	-	15%	2,990,709	214,768	-	214,768	3,205,477	1,217,021		
6 Graphic Lab	25,341	-	-	15%	18,953	958	-	958	19,911	5,430		
7 Mechatronics Lab	872,156	-	-	15%	652,326	32,975	-	32,975	685,301	186,855		
8 Metrology & Quality Control Lab	730,357	-	-	15%	546,268	27,613	-	27,613	573,881	156,476		
9 Refrigeration & Air Lab	410,400	-	-	15%	306,958	15,516	-	15,516	322,474	87,926		
10 Strength Material Lab	172,125	-	-	15%	132,258	5,980	-	5,980	138,238	33,887		
11 Mechanics Lab. Equipments	1,330,251	-	-	15%	996,153	50,115	-	50,115	1,046,268	283,983		
12 Physics Lab Equipments	822,118	-	-	15%	680,080	21,306	-	21,306	701,386	120,732		
13 Workshop Equipment	1,680,637	-	-	15%	1,387,271	44,005	-	44,005	1,431,276	249,361		
14 Lab Equipment	19,312,609	-	-	15%	13,603,942	856,300	-	856,300	14,460,242	4,852,367		
15 Library Books	4,606,151	-	-	15%	3,317,333	193,323	-	193,323	3,510,656	1,095,495		
16 Printers	261,905	-	-	40%	256,626	2,112	-	2,112	258,738	3,167		
17 Furniture & Fixtures	3,608,357	-	-	10%	1,950,471	165,789	-	165,789	2,116,260	1,492,097		
18 Softwares	3,231,260	17,692	-	40%	3,219,924	11,611	-	11,611	3,231,535	17,417		
19 Projector LCD	216,248	-	-	40%	216,033	86	-	86	216,119	129		
20 Walky Talky Unit	120,440	-	-	15%	98,507	3,290	-	3,290	101,797	18,643		
21 Samsung AC	301,050	-	-	15%	231,322	10,459	-	10,459	241,781	59,269		
22 Water Filter	244,760	-	-	15%	126,133	17,794	-	17,794	143,927	100,833		
23 Xerox Machine	589,225	-	-	15%	390,824	29,760	-	29,760	420,584	168,641		
24 Punching Machine	18,000	-	-	15%	11,532	970	-	970	12,502	5,498		
Total	68,536,595	17,692	-		55,241,894	2,002,304	-	2,002,304	57,244,198	11,310,089		




Veti
Principal
 HSBPV Trust's, GOI, Faculty of Engineering
 Kashh, Tal. Shrigonda, Dist. Ahmednagar

**Ma.Na. Babanrao Pachpute Vichardhara Trust's
College of Engineering**

Calculation of Depreciation for fixation of fee for the Academic Years 2020-21 and 2021-22

Sr. No.	Item	Rate of Depreciation	Opening WDV as on 01/04/2019	(Add) Addition		(Less) Deductions	Net Value	Depreciation	Net Value Depreciation (Closing WDV)
				Addition upto 30th Sept.	Addition from 1st Oct.				
		A	B	C1	C2	D	E	F	G
1	Equipments and Machinery	15%	12,379,318	331,000	19,157	-	12,729,475	1,907,984	10,821,491
2	Computer, Printers and Software	25%	1,145,215	224,477	-	-	1,369,692	342,473	1,027,219
3	Liabrary Books	25%	616,504	844	146,741	-	764,089	172,680	591,409
4	Furniture & Fixtures	15%	1,256,099	-	544,450	-	1,800,549	229,249	1,571,300
	Total		15,387,135	556,311	710,348	-	16,653,804	2,552,336	14,011,468



[Signature]

Signature & seal of the certifying Chartered Accountant

Explanation :-

(A) Basis of computation of depreciation should be Written Down Value (WDV) method
(b) Calculation of depreciation shall be as per applicable income tax rules

Date:- 26/12/2020



[Signature]
Principal
HSBPV Trust's, GOI, Faculty of Engineering
Kashib, Tal. Shrigonda, Dist. Ahmednagar

Ma.Na. Babanrao Pachpute Vichardhara Trust's
College of Engineering
Income & Expenditure Account
For the year ended 31st Mar 2020


Expenditure	Amount	Amount	Income	Amount	Amount
To Expenses			By Incomes		
Salary for Teaching Staff	37476706		Tuition Fee	27790306	
Salary for Non Teaching Staff	5408713		University Fee(Library, Gym, etc)	155150	
Provident Fund Adm Expenses	53531		Development Fee	2800032	30835488
Provident Fund Expenses	1342940				
Gratuity Expenses	3230500				
Honorium Expenses	71700				
Advertisement Exp.	107970				
Affiliation Fee	85000				
AICTE Approval Expenses	66683				
Annual Social Gathering Expenses	203700				
ARA Processing Expenses	61900				
Audit Expenses	9000				
Bank Charges	856767				
Electricity Expenses	2079801				
Eligibility Expenses	118000		Indirect Incomes		
Fuel Expenses	416041		By Intrest Received	19041	19041
Garden Expenses	54063				
Gym & Sport Expenses	112820		By Deficit		34745598
Interest on working capital	7829044				
Internet Expenses	767430				
Laboratories Maintenance Exp.	46800				
Postage & Stamp Expenses	489				
Printing & Stationery	163182				
Professional Fee	44380				
Refreshment Exp	88929				
Reparing & Maintenance Exps	919484				
Software Expenses	130052				
Staff Welfare Expenses	34580				
Student Traning Expenses	269815				
Subcription Fee	29500				
Telephone Exp	3402				
Traveling Exp.	196990				
Water Charges	898300				
Workshop Expenses	30225				
Xerox and Maintenance	34264	63242704			
		2357423			
Depriciation A/c		65600127			
Total			Total		65600127

Examined & Found correct as per even date report
 For Prasad R. Kulkarni & Co.
 Chartered Accountants

C.A. Prasad R. Kulkarni
 Partner
 Mem No.114226
 Date: 16/12/2020



W. S. Patil
 Principal
PRINCIPAL
H.S.B.P.V.T.'S GROUP OF INSTITUTION'S
PARIKRAMA COE KASHI




W. S. Patil
 Principal
 HSBPV Trust's, GOI, Faculty of Engineering
 Kashi, Tal. Shrigonda, Dist. Ahmednagar


Ma.Na. Babanrao Pachpute Vichardhara Trust's
College of Engineering
Balance sheet
As on 31st Mar 2020

Liabilities	Amount	Amount	Assets	Amount	Amount
Inter Branch Account			Fixed Assets		
D Pharmacy	63,702		Gross Block	68,536,595	
Faculty of Pharmacy	3,821,519		Less: Accumulated Depreciation	55,241,894	13,294,701
Group of Institution	(4,411,658)		Investments		
HSBPVT Trust	95,964,620		Dhanvantari Shares	5,595,000	
Institute of Managment	(1,126,449)		Gas Deposit	23,100	5,618,100
Parikrama Hostel	1,773,810		Loans & Advances		51,050
Parikrama Polytechnic	(3,169,919)		Other Current Asset		
Parikrama Public School	(294,340)		Sundry Debtors	21,698,542	21,698,542
Parikrama Science Collage	32,589		Cash & Bank Balances		
Parikrama Transport	581,350	93,235,225	Cash In Hand	75,800	
Secured Loan		76,042,187	Dhanvantari GBS Pathsanstha	2,347	
Current Liabilities			Dhanwantari Exam A/c	110,281	
Sundry Creditors	5,865,531		Union Bank Of India	38,799	227,227
IT Payable	1,736,940		Misc.Exp.(Asset)		
PF Payable	238,010		Income & Exp A/c	137,158,495	
PT Payable	183,200		Add: Deficit (Surplus)	34,745,598	171,904,093
Provision	31,162,621				
Security Deposit	4,330,000	43,516,302			
Total		212,793,713	Total		212,793,713

Examined & Found correct as per even date report
For Prasad R. Kulkarni & Co.
Chartered Accountants



C.A. Prasad R. Kulkarni
Partner
Mem No.114226
Date: 16/12/2020



Wetli

Principal **PRINCIPAL**

H.S.BPVT.'S GROUP OF INSTITUTION'S
PARIKRAMA COE KASHTI



Wetli
Principal


HSBPVT Trust's, GOI, Faculty of Engineering
Kasht, Tal. Shrigonda, Dist. Ahmednagar


**Ms.No. Babanrao Pachpute Vichardhara Trust's
Collage of Engineering
Receipt & Payment A/c
For the Year Ended 31st March 2020**

Receipts	Amount	Amount	Payments	Amount	Amount
To Opening Balance					
Bank Accounts	1695827	1695827	Secured Loans	20645744	
Secured Loans	40000000		Salary Payable	12772554	
Provisions	44961		RD Payble	561900	
Sundry Creditors	560064		Security Deposit	9000	
Loans & Advances (Asset)	1060122		Duties & Taxes	1289228	
Sundry Debtors	11901759		Salary Expenses	19630384	
D Pharmacy	100000		Sundry Creditors	3723738	
Faculty of Pharmacy	550000		Laibrary Books	844	
Group of Institution	755000		Dhanvantari Shaers Deposit	2000000	
HSBPVTrust	2368300		Loans & Advances (Asset)	2550378	
Institute of Management	12926477		Sundry Debtors	444696	
Discount	2000		Faculty of Pharmacy	300000	
Exam Grant Received	204081		HSBPVTrust	3583250	
Grant for Book Bank(Sama/kalyanna)	142500		Institute of Management	312000	
Intrest Received	19041		Parikrama Transport	307503	
L C Fee	2900		University Exam Fee	1391395	
University Exam Fee	1905756		Administrative Exp	18404	
Affiliation Fee	167600		Advertisement Exp.	52020	
Refreshment Exp	36000	72746561	Affliaction Fee	252600	
			ARA Processing Expenses	61900	
			Audit Exp	9000	
			Bank Charges	401617	
			Eligibility Expenses	118000	
			Exam Expense	810680	
			Garden Expenses	54063	
			Gym & Sport Expenses	12820	
			Interest	2049256	
			Internet Charges Exp.	2800	
			Postage & Stamp Expenses	1424	
			Printing & Stationery	11311	
			Processing Fee	400000	
			Professional Fees	16600	
			Refreshment Exp	91719	
			Reparing & Maintenance Exps	55984	
			Subcription Fee	29500	
			Telephone Exp	3402	
			Traveling Exp.	56514	
			University Expenses	21495	
			University Pro-Reta Exp	104624	
			Workshop Expenses	22550	
			ZEROX& MAINTANCES	34264	74215161
			Closing Balance		
			Cash in Hand	75800	
			Bank Accounts	151427	227227
Total		74,442,388	Total		74,442,388

Examined & Found correct as per even date report


For Prasad R. Kulkarni & Co.
Chartered Accountants


C.A. Prasad R. Kulkarni
 Partner
 Mem.No.114226
 Date: 16/12/2020




Principal PRINCIPAL
H.S.B.P.V.T.'S GROUP OF INSTITUTION'S
PARIKRAMA COE KASHTT




Principal
 HSBPV Trust's, GOI, Faculty of Engineering
 Kashtt, Tal. Shrigonda, Dist. Ahmednagar

Ma.Na. Babarao Pachpute Vichardhara Trust's
College of Engineering
Fixed Assets and Depreciation
For the Year 2019-20

Sr. Assets	Opening		Gross Block Additions		Closing	Rate of Dep	Opening Bal.	Depreciation			Closing Bal	Closing WDV	
			Before 1.10	After 1.10				Before 1.10	Current Depreciation				Total
									After 1.10	After 1.10			
1	Basic Civil Eng. Lab Equipme	2,718,695	-	-	2,718,695	15%	1,632,815	162,882	-	162,882	1,795,697	922,998	
2	Chemistry Lab. Equipments	13,213	-	-	13,213	15%	10,611	390	-	390	11,001	2,212	
3	Computer Lab. Equipments	21,557,748	212,682	-	21,770,430	40%	21,239,043	212,555	-	212,555	21,451,598	318,832	
4	Electronics Lab. Equipment	1,058,369	-	-	1,058,369	15%	813,199	36,776	-	36,776	849,975	208,394	
5	E & TC Lab	4,408,415	-	14,083	4,422,498	15%	2,739,283	250,370	1,056	251,426	2,990,709	1,431,789	
6	Graphic Lab	25,341	-	-	25,341	15%	17,826	1,127	-	1,127	18,953	6,388	
7	Mechtronics Lab	872,156	-	-	872,156	15%	613,532	38,794	-	38,794	652,326	219,830	
8	Metrology & Quality Control	730,357	-	-	730,357	15%	513,782	32,486	-	32,486	546,268	184,089	
9	Refrigeration & Air Lab	410,400	-	-	410,400	15%	288,703	18,255	-	18,255	306,958	103,442	
10	Strength Material Lab	172,125	-	-	172,125	15%	125,223	7,035	-	7,035	132,258	39,867	
11	Mechanics Lab. Equipments	1,330,251	-	-	1,330,251	15%	937,194	58,959	-	58,959	996,153	334,098	
12	Physics Lab Equipments	822,118	-	-	822,118	15%	655,014	25,066	-	25,066	680,080	142,038	
13	Workshop Equipment	1,680,637	-	-	1,680,637	15%	1,335,500	51,771	-	51,771	1,387,271	293,366	
14	Lab Equipment	19,072,535	235,000	5,074	19,312,609	15%	12,596,977	1,006,584	381	1,006,965	13,603,942	5,708,667	
15	Library Books	4,458,566	844	146,741	4,606,151	15%	3,102,842	203,485	11,006	214,491	3,317,333	1,288,818	
16	Printers	261,905	-	-	261,905	40%	253,107	3,519	-	3,519	256,626	5,279	
17	Furniture & Fixtures	3,063,907	-	544,450	3,608,357	10%	1,796,508	126,740	27,223	153,963	1,950,471	1,657,886	
18	Softwares	3,219,465	11,795	-	3,231,260	40%	3,212,366	7,558	-	7,558	3,219,924	11,336	
19	Projector LCD	216,248	-	-	216,248	40%	215,890	143	-	143	216,033	215	
20	Walky Talky Unit	120,440	-	-	120,440	15%	94,637	3,870	-	3,870	98,507	21,933	
21	Samsung AC	301,050	-	-	301,050	15%	219,017	12,305	-	12,305	231,322	69,728	
22	Water Filter	148,760	96,000	-	244,760	15%	105,199	20,934	-	20,934	126,133	118,627	
23	Xerox Machine	589,225	-	-	589,225	15%	355,812	35,012	-	35,012	390,824	198,401	
24	Punching Machine	18,000	-	-	18,000	15%	10,391	1,141	-	1,141	11,532	6,468	
	Total	67,269,926	556,321	710,348	68,536,595		52,884,471	2,317,757	39,666	2,357,423	55,241,894	13,294,701	



Principal
HSPV Trust's GOI, Faculty of Engineering
Kashib, Tal. Shrigonda, Dist. Ahmednagar

Ma.Na. Babanrao Pachpute Vichardhara Trust's
College of Engineering
Income & Expenditure Account
For the year ended 31st Mar 2019

Expenditure	Amount	Amount	Income	Amount	Amount
To Expenses			By Incomes		
Salary for Teaching Staff	40045988		Tuition Fee	27329692	
Salary for Non Teaching Staff	6172564		University Fee(Library, Gym, etc)	943680	
PF Expenses	2019690		Development Fee	2466238	30744266
Advertisement Exp.	89046		Photo Copy Exp	4656	
Affiliation Fee	98000				
Alumni Expenses	52800				
Annual Social Gathering Expenses	99500				
Administrative Exp for office	389219				
Audit Expenses	10000				
Audit Fee	48000				
Bank Charges	163197				
Electricity Expenses	1668013		Indirect Incomes		
Eligibility Expenses	120000		By Intrest Received	33893	33893
AICTE Approval Expenses	101416				
Garden Expenses	23170				32052642
Gym & Sport Expenses	41716		By Deficit		
Honorium Expenses	45367				
Interest on working capital	6780335				
Internet Expenses	5600				
Journals & Periodicals Expenses	138095				
Postage & Stamp Expenses	918				
Chemical Expenses	4499				
F C Expenses	93060				
F R A Expenses	50012				
Liabrary Expenses	15000				
Office Expenses	3550				
PNS Expenses	145184				
Practical Exam Expenses	119275				
Printing & Stationery	227104				
Procesing Fee	170000				
Refreshment Exp	39941				
Registration Fee	300				
Reparing & Maintenance Exps	442370				
Staff Traning Exp	2632				
Staff Welfare Expenses	14746				
Student Traning Expences	47300				
Subcription Fee	54500				
Telephone Exp	88808				
Traveling Exp.	235630				
University Expenses	225208				
Workshop Expenses	105705				
ZEROX& MAINTANCES	34264	60231722			
		2599079			
Depreciation A/c					
Total		62830801	Total		62830801

Examined & Found correct as per even date report
For Prasad R. Kulkarni & Co.
Chartered Accountants

(Signature)
C.A. Prasad R. Kulkarni
Partner
Mem No.114226
Date: 30/10/2019



Principal

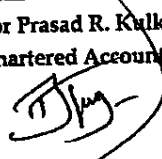



(Signature)
Principal
HSBPV Trust's, GOI, Faculty of Engineering
Kashib, Tal. Shrigonda, Dist. Ahmednagar

Ma.Na. Babanrao Pachpute Vichardhara Trust's
College of Engineering
Balancesheet
As on 31st Mar 2019


Liabilities	Amount	Amount	Assets	Amount	Amount
Inter Branch Account			Fixed Assets		
D Pharmacy	(30,000)		Gross Block	67,269,926	14,385,455
Trust Account	89,204,251		Less: Accumulated Depreciation	52,884,471	
Faculty of Pharmacy	3,367,024		Investments		
Parikrama Hostel	1,699,510		Dhanvantari Shares	3,345,000	3,368,100
Parikrama Transport	388,050		Gas Deposit	23,100	
Parikrama Polytechnique	(3,188,394)		Loans & Advances		65,305
Institute of Managment	(552,735)				
Parikrama Public School	(294,340)		Other Current Asset		
Group of Institution	(4,659,814)	85,933,553	Sundry Debtors	15,804,304	15,804,304
Secured Loan		45,958,193	Cash & Bank Balances		
Current Liabilities			Dhanvantari GBS Pathsanstha	423,840	
Sundry Creditors	3,787,392		Dhanvantari Exam A/c	1,161,837	1,695,827
RD Payable	561,900		Union Bank Of India	110,150	
Other Liabilities For Expenses	2,144,259		Misc.Exp.(Asset)		
Excess Fee	881,141		Income & Exp A/c	105,105,853	137,158,495
Provisional Fee	920,113		Add: Deficit (Surplus)	32,052,642	
Other Expenses payable	12,772,554		Total		172,477,486
Unpaid Salary	6,131				
Provision	15,396,250	40,585,740			
Security Deposit	4,116,000				
Total		172,477,486			


Examined & Found correct as per even date report
For Prasad R. Kulkarni & Co.
Chartered Accountants


C.A. Prasad R. Kulkarni
Partner
Mem No.114226
Date: 30/10/2019



Principal




Principal
HSBPV Trust's, GOI, Faculty of Engineering
Kashib, Tal. Shrigonda, Dist. Ahmednagar

Ma.Na. Babanrao Pachpute Vichardhara Trust's
College of Engineering
Fixed Assets and Depreciation
For the Year 2018-19

Sr. Assets	Gross Block				Rate of Dep	Opening Bal.	Depreciation			Closing Bal	Closing WDV	
	Opening	Additions		Closing			Before 1.10	Current Depreciation				Total
		Before 1.10	After 1.10					After 1.10	Total			
1 Basic Civil Eng. Lab Equipme	2,718,695	-	-	2,718,695	15%	1,441,189	191,626	-	191,626	1,632,815	1,085,880	
2 Chemistry Lab. Equipments	13,213	-	-	13,213	15%	10,152	459	-	459	10,611	2,602	
3 Computer Lab. Equipments	21,462,748	95,000	-	21,557,748	40%	21,026,573	212,470	-	212,470	21,239,043	318,705	
4 Electronics Lab. Equipment	1,058,369	-	-	1,058,369	15%	769,934	43,265	-	43,265	813,199	245,170	
5 E & TC Lab	4,209,314	-	199,101	4,408,415	15%	2,462,298	262,052	14,933	276,985	2,739,283	1,669,132	
6 Graphic Lab	25,341	-	-	25,341	15%	16,500	1,326	-	1,326	17,826	7,515	
7 Mechatronics Lab	872,156	-	-	872,156	15%	567,893	45,639	-	45,639	613,532	258,624	
8 Metrology & Quality Control	730,357	-	-	730,357	15%	475,563	38,219	-	38,219	513,782	216,575	
9 Refrigeration & Air Lab	410,400	-	-	410,400	15%	267,227	21,476	-	21,476	288,703	121,697	
10 Strength Material Lab	172,125	-	-	172,125	15%	116,946	8,277	-	8,277	125,223	46,902	
11 Mechanics Lab. Equipments	1,330,251	-	-	1,330,251	15%	867,831	69,363	-	69,363	937,194	393,057	
12 Physics Lab Equipments	822,118	-	-	822,118	15%	625,525	29,489	-	29,489	655,014	167,104	
13 Workshop Equipment	1,680,637	-	-	1,680,637	15%	1,274,593	60,907	-	60,907	1,335,500	345,137	
14 Lab Equipment	18,992,083	42,816	37,636	19,072,535	15%	11,457,552	1,136,602	2,823	1,139,425	12,596,977	6,475,558	
15 Library Books	4,454,730	3,836	-	4,458,566	15%	2,863,597	239,245	-	239,245	3,102,842	1,355,724	
16 Printers	261,905	-	-	261,905	40%	247,242	5,865	-	5,865	253,107	8,798	
17 Furniture & Fixtures	3,063,907	-	-	3,063,907	10%	1,655,686	140,822	-	140,822	1,796,548	1,267,300	
18 Softwares	3,219,465	-	-	3,219,465	40%	3,207,634	4,732	-	4,732	3,212,366	7,099	
19 Projector LCD	216,248	-	-	216,248	40%	215,652	238	-	238	215,890	358	
20 Walky Talky Unit	120,440	-	-	120,440	15%	90,083	4,554	-	4,554	94,637	25,803	
21 AC	301,050	-	-	301,050	15%	204,540	14,477	-	14,477	219,017	82,033	
22 Water Filter	148,760	-	-	148,760	15%	97,512	7,687	-	7,687	105,199	43,561	
23 Xerox Machine	589,225	-	-	589,225	15%	314,622	41,190	-	41,190	355,812	233,413	
24 Punching Machine	18,000	-	-	18,000	15%	9,048	1,343	-	1,343	10,391	7,609	
Total	66,891,537	141,652	236,737	67,269,926		50,285,392	2,581,323	17,756	2,599,079	52,884,471	14,385,455	



Wet
Principal
 HSBV Trust's, GOI, Faculty of Engineering
 Kashib, Tal. Shrigonda, Dist. Ahmednagar

Ma.Na. Babarao Pachpute Vichardhara Trust's
College of Engineering
Income & Expenditure Account
For the year ended 31st Mar 2018

Expenditure	Amount	Amount	Income	Amount	Amount
To Expenses			By Incomes		
Salary for Teaching Staff	37926898		Tuition Fee	27667035	
Salary for Non Teaching Staff	7143266		University Fee(Library, Gym, etc)	961880	
PF Adm Charges	193701		Development Fee	2650106	
PF Expenses	2022175		Photo Copy Exp	3647	31291758
Gratuity Exp	2618023				
Advertisement Exp.	575877				
Affiliation Fee	98000				
Alumni Expenses	2580				
Annual Social Gathering Expenses	297368				
Administrative Exp for office	562708				
ARC Fees Expenses	77700		Indirect Incomes		
Audit Fee Expenses	61800		By Intrest Received	36851	36851
Bank Charges	10686				
Electricity Expenses	1250422				
Eligibility Expenses	111100		By Deficit		
Exam Expense	389402				
AICTE Approval Expenses	100000				
Garden Expenses	210120				
Gym & Sport Expenses	31394				
Honorium Expenses	319400				
Industrial Visit Exp.	36599				
Interest on working capital	3039116				
Internet Expenses	9000				
Journals & Periodicals Expenses	48000				
Postage & Stamp Expenses	13354				
Processing Fee	674647				
Refreshment Exp	89692				
Registration Fee	6200				
Reparing & Maintenance Exps	431192				
Repairs and Main. To building	1447815				
Staff Traning Exp	90725				
Stationery Expenses	393432				
Student Traning Expences	395510				
Subcription Fee	25000				
Telephone Exp	29536				
Traveling Exp.	439596				
University Expenses	246381				
Workshop Expenses	187652				
Water Charges	579126				
ZEROX& MAINTANCES	43000	62258283			
		3050174			
Depriciation A\c					65308457
Total		65308457	Total		65308457

Examined & Found correct as per even date report
For Prasad R. Kulkarni & Co.
Chartered Accountants

(Signature)
C.A. Prasad R. Kulkarni
Partner
Mem No. 114226
Date: 15/10/2018



(Signature)
Principal

HSBPV.T.'S GROUP OF INSTITUTION
PARTIKRAMA COE KASHI



(Signature)
Principal
HSBPV Trust's, GOI, Faculty of Engineering
Kashi, Tal. Shrigonda, Dist. Ahmednagar


**Ma.Na. Babanrao Pachpute Vlehardhara Trust's
College of Engineering
Balancesheet
As on 31st Mar 2018**

Liabilities	Amount	Amount	Assets	Amount	Amount
Inter Branch Account			Fixed Assets		
D Pharmacy	(30,000)		Gross Block	66,891,517	
Trust Account	79,130,302		Less: Accumulated Depreciation	50,285,192	16,606,325
Faculty of Pharmacy	2,186,272		Investments		
Parikrama Hostel	1,588,250		Dhanvantari Shares	2,495,000	2,518,100
Parikrama Transport	1,459,255		Gas Deposit	23,100	
Parikrama Polytechnique	(3,047,981)		Loans & Advances		4,685
Institute of Managment	562,563		Other Current Asset		
Parikrama Public School	(300,690)		Sundry Debtors	16,175,381	16,175,381
Group of Institution	(4,685,665)	76,859,306	Cash & Bank Balances		
Current Liabilities			Dhanvantari CBS Pathsanstha	172,911	
Sundry Creditors	3,773,264		Dhanwantari Exam A/c	2,223,050	
RD Payable	143,600		Union Bank Of India	3,891	2,199,844
Other Liabilities For Expenses	3,428,184		Misc.Exp.(Asset)		
Excess Fee	905,185		Income & Exp A/c	71,126,005	
Provisional Fee	1,059,384		Add: Deficit (Surplus)	33,979,848	105,105,853
ARC Expenses payable	94,300				
Unpaid Salary	6,131				
Provision	7,499,797	20,722,845			
Security Deposit	3,813,000				
Secured Loans		45,227,858			
Total		142,810,010	Total		142,810,010

Examined & Found correct as per even date report

For Prasad R. Kulkarni & Co.
Chartered Accountants


C.A. Prasad R. Kulkarni
Partner
Mem No.114226
Date: 15/10/2018



[Signature]
Principal

PRINCIPAL

**S.B.P.V.T.'S GROUP OF INSTITUTION
ARIKRAMA COE KASHTI**



[Signature]
Principal
HSBPV Trust's GOI, Faculty of Engineering
Kashti, Tal.Shringonda, Dist.Ahmednagar

**Ma.Na. Babanrao Pachpute Vichardhara Trust's
College of Engineering
Fixed Assets and Depreciation
For the Year 2017-18**

Sr. Assets	Opening		Gross Block		Rate of Dep	Depreciation			Closing Bal	Closing WDV
	Opening	Additions	Closing			Current Depreciation		Total		
			Before 1.10	After 1.10		Before 1.10	After 1.10			
1 Basic Civil Eng. Lab Equipments	2,718,695	-	2,718,695	-	15%	225,442	-	225,442	1,441,189	1,277,506
2 Chemistry Lab. Equipments	13,213	-	13,213	-	15%	540	-	540	10,152	3,061
3 Computer Lab. Equipments	21,462,748	-	21,462,748	-	40%	290,783	-	290,783	21,026,573	436,175
4 Electronics Lab. Equipment	1,058,369	-	1,058,369	-	15%	50,900	-	50,900	769,934	288,435
5 E & TC Lab	4,209,314	-	4,209,314	-	15%	308,297	-	308,297	2,462,298	1,747,016
6 Graphic Lab	25,341	-	25,341	-	15%	1,560	-	1,560	16,500	8,841
7 Mechatronics Lab	872,156	-	872,156	-	15%	53,694	-	53,694	567,893	304,263
8 Metrology & Quality Control Lab	730,357	-	730,357	-	15%	44,964	-	44,964	475,563	254,794
9 Refrigeration & Air Lab	410,400	-	410,400	-	15%	25,266	-	25,266	267,277	143,173
10 Strength Material Lab	172,125	-	172,125	-	15%	9,737	-	9,737	116,946	55,179
11 Mechanics Lab. Equipments	1,330,251	-	1,330,251	-	15%	81,603	-	81,603	867,831	462,420
12 Physics Lab Equipments	822,118	-	822,118	-	15%	34,693	-	34,693	625,525	196,593
13 Workshop Equipment	1,680,637	-	1,680,637	-	15%	71,655	-	71,655	1,274,593	406,044
14 Lab Equipment	18,260,069	732,014	18,992,083	-	15%	1,329,623	-	1,329,623	11,457,552	7,534,531
15 Library Books	4,221,459	59,046	4,454,730	174,225	15%	252,349	13,067	265,416	2,863,597	1,591,133
16 Printers	261,905	-	261,905	-	40%	9,776	-	9,776	247,242	14,663
17 Furniture & Fixtures	3,063,907	-	3,063,907	-	10%	156,469	-	156,469	1,655,686	1,408,221
18 Softwares	3,219,465	-	3,219,465	-	40%	7,888	-	7,888	3,207,634	11,831
19 Projector LCD	216,248	-	216,248	-	40%	397	-	397	215,652	596
20 Walky Talky Unit	120,440	-	120,440	-	15%	5,357	-	5,357	90,083	30,357
21 AC	301,050	-	301,050	-	15%	17,031	-	17,031	204,540	96,510
22 Water Filter	148,760	-	148,760	-	15%	9,044	-	9,044	97,512	51,248
23 Xerox Machine	589,225	-	589,225	-	15%	48,459	-	48,459	314,622	27,603
24 Punching Machine	18,000	-	18,000	-	15%	1,580	-	1,580	9,048	8,912
Total	65,926,252	791,060	66,891,537	174,225		3,037,107	13,067	3,050,174	50,285,392	16,606,145



PRINCIPAL
H.S.B.P.V.T.'S GROUP OF INSTITUTION'S
PARIKRAMA COE KASHTI

Principal